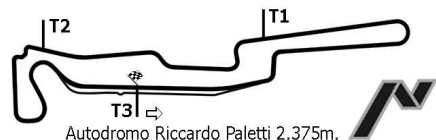



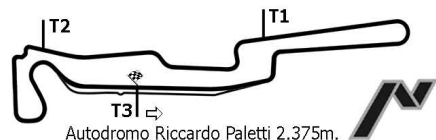
# CAMPIONATO ITALIANO FORMULA 3 TEST UFFICIALI



## ANALISI TEMPI SESSIONE MATTINO

LAP	SETT.1	SETT.2	FINISH	TIME	
<b>2</b>	<b>BVM SRL</b>				ITA
	BVM	DALLARA F308	E	CIF3	
1)	38'18.493	19.421	1'39.040	<b>1'14.974</b>	Bp1
2)	8'34.648	16.267	22.091	<b>9'13.006</b>	p1
3)	29.579			<b>1'08.297</b>	p1
4)			21.617	<b>1'06.285</b>	p1
5)	28.899			<b>1'05.824</b>	p1
6)				<b>1'05.780</b>	p1
7)			21.621	<b>1'05.451</b>	p1
8)				<b>1'11.171</b>	Bp1
9)				<b>10'54.628</b>	p1
10)				<b>1'05.619</b>	p1
11)				<b>1'05.309</b>	p1
12)				<b>1'05.054</b>	p1
13)				<b>1'05.322</b>	p1
14)				<b>1'05.221</b>	p1
15)			21.907	<b>1'11.628</b>	p1
16)				<b>1'05.277</b>	p1
17)				<b>1'05.286</b>	p1
18)				<b>1'44.020</b>	Bp1
19)				<b>37'17.930</b>	p1
20)	29.130	15.290	23.220	<b>1'07.640</b>	p1
21)	29.294	15.688	23.865	<b>1'08.847</b>	p1
22)	29.020	15.531	21.492	<b>1'06.043</b>	p1
23)	29.101	15.208	21.213	<b>1'05.522</b>	p1
24)	28.750	15.149	21.250	<b>1'05.149</b>	p1
25)	28.718	15.233	21.313	<b>1'05.264</b>	p1
26)	28.998	15.159	21.357	<b>1'05.514</b>	p1
27)	28.605	15.088	21.246	<b>1'04.939</b>	p1
28)	28.547	15.098	20.976	<b>1'04.621</b>	p1
29)	28.383	18.507	26.566	<b>1'13.456</b>	Bp1
30)	23'51.240	18.193	23.693	<b>24'33.126</b>	p1
31)	30.567	15.940	22.085	<b>1'08.592</b>	p1
32)	29.016	15.182	21.250	<b>1'05.448</b>	p1
33)	28.769	15.164	21.577	<b>1'05.510</b>	p1
34)	28.841	15.079	21.230	<b>1'05.150</b>	p1
35)	28.607	15.066	23.373	<b>1'07.046</b>	p1
36)	28.785	15.544	25.730	<b>1'10.059</b>	Bp1
37)	11'11.200	16.691	22.028	<b>11'49.919</b>	p1
38)	28.993	15.294	21.549	<b>1'05.836</b>	p1
39)	28.856	15.396	21.436	<b>1'05.688</b>	p1
40)	28.650	15.181	21.277	<b>1'05.108</b>	p1
41)	28.593	15.156	21.274	<b>1'05.023</b>	p1
42)	28.691	15.190	21.245	<b>1'05.126</b>	p1
43)	21'01.307	16.588	21.992	<b>21'39.887</b>	p1
44)	28.984	15.190	21.345	<b>1'05.519</b>	p1
45)	28.827	16.382	22.757	<b>1'07.966</b>	p1
46)	28.825	15.219	21.610	<b>1'05.654</b>	p1
47)	28.812	15.195	24.724	<b>1'08.731</b>	Bp1


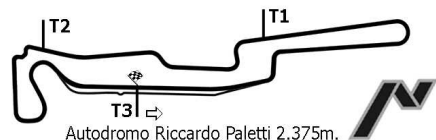
# CAMPIONATO ITALIANO FORMULA 3 TEST UFFICIALI



## ANALISI TEMPISESSIONE MATTINO

	LAP	SETT.1	SETT.2	FINISH	TIME	
<b>3</b>	<b>BVM SRL</b>					ITA
	BVM	DALLARA F308			CIF3	
1)	40'59.894	16.560	25.636	<b>1'14.502</b>	Bp1	
2)	7'22.177	15.435	21.694	<b>7'59.306</b>	p1	
3)	29.013	14.992	21.172	<b>1'05.177</b>	p1	
4)	29.049	14.975	21.282	<b>1'05.306</b>	p1	
5)	28.414	14.910	21.265	<b>1'04.589</b>	p1	
6)	28.258	14.984	21.275	<b>1'04.517</b>	p1	
7)	28.360	14.934	21.067	<b>1'04.361</b>	p1	
8)	28.534	14.746	21.186	<b>1'04.466</b>	p1	
9)	28.565	14.885	21.011	<b>1'04.461</b>	p1	
10)	28.290	14.888	21.113	<b>1'04.291</b>	p1	
11)	28.411	14.901	21.011	<b>1'04.323</b>	p1	
12)	28.209	14.805	24.568	<b>1'07.582</b>	Bp1	
13)	13'34.691	15.288	21.244	<b>14'11.223</b>	p1	
14)	28.310	14.788	20.950	<b>1'04.048</b>	p1	
15)	28.237	14.782	20.911	<b>1'03.930</b>	p1	
16)	11'53.991	18.086	21.452	<b>12'33.529</b>	p1	
17)	7'03.161	14.965	21.165	<b>7'39.291</b>	p1	
18)	52'51.941	16.050	21.548	<b>53'29.539</b>	p1	
19)	28.437	14.979	20.940	<b>1'04.356</b>	p1	
20)	28.324	14.729	20.661	<b>1'03.714</b>	p1	
21)	28.157	14.823	20.804	<b>1'03.784</b>	p1	
22)	28.119	14.674	20.590	<b>1'03.383</b>	p1	
23)	28.127	14.624	20.643	<b>1'03.394</b>	p1	
24)	34.255	18.505	20.803	<b>1'13.563</b>	p1	
25)	12'52.119	15.143	21.457	<b>13'28.719</b>	p1	
26)	28.190	14.680	21.365	<b>1'04.235</b>	p1	
27)	28.176	18.592	21.942	<b>1'08.710</b>	p1	
28)	28.260	14.750	20.745	<b>1'03.755</b>	p1	
29)	28.154	14.685	20.697	<b>1'03.536</b>	p1	
30)	21'09.754	17.399	20.930	<b>21'48.083</b>	p1	
31)	28.388	14.794	20.665	<b>1'03.847</b>	p1	
32)	28.057	14.714	20.590	<b>1'03.361</b>	p1	
33)	28.174	14.621	20.590	<b>1'03.385</b>	p1	
34)	27.979	14.640	20.536	<b>1'03.155</b>	p1	
35)	39.828	17.749	23.109	<b>1'20.686</b>	p1	
36)	28.130	14.754	21.148	<b>1'04.032</b>	p1	
37)	28.028	14.685	20.613	<b>1'03.326</b>	p1	
38)	30.704	15.902	26.954	<b>1'13.560</b>	Bp1	
39)	11'09.067	21.205	21.389	<b>11'51.661</b>	p1	
40)	6'09.219	14.985	20.869	<b>6'45.073</b>	p1	
41)	28.004	14.812	20.744	<b>1'03.560</b>	p1	
42)	28.114	14.768	20.757	<b>1'03.639</b>	p1	

# CAMPIONATO ITALIANO FORMULA 3 TEST UFFICIALI




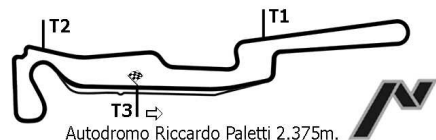
## ANALISI TEMPI SESSIONE MATTINO

LAP SETT.1 SETT.2 FINISH TIME

LAP SETT.1 SETT.2 FINISH TIME

5		PREMA JUNIOR SRL		ITA
		PREMA JUNIOR	DALLARA F308	CIF3
1)	21'58.706	17.745	28.667	<b>4'40.871</b> Bp1
2)	9'57.617	17.734	24.805	<b>10'40.156</b> p1
3)	33.897	16.644	23.558	<b>1'14.099</b> p1
4)	36.895	18.361	22.140	<b>1'17.396</b> p1
5)	29.757	19.803	23.365	<b>1'12.925</b> p1
6)	29.326	15.035	21.421	<b>1'05.782</b> p1
7)	31.756	17.748	23.925	<b>1'13.429</b> p1
8)	29.374	15.242	21.281	<b>1'05.897</b> p1
9)	28.913	14.898	26.289	<b>1'10.100</b> Bp1
10)	9'02.031	15.917	21.545	<b>9'39.493</b> p1
11)	28.907	14.941	21.142	<b>1'04.990</b> p1
12)	28.599	14.724	21.160	<b>1'04.483</b> p1
13)	28.524	14.769	21.083	<b>1'04.376</b> p1
14)	28.415	14.800	21.109	<b>1'04.324</b> p1
15)	28.464	14.823	21.194	<b>1'04.481</b> p1
16)	28.435	14.977	21.470	<b>1'04.882</b> p1
17)	30.424	16.496	27.965	<b>1'14.885</b> Bp1
18)	26'34.191	15.500	21.525	<b>27'11.216</b> p1
19)	28.604	14.791	21.051	<b>1'04.446</b> p1
20)	28.564	14.873	21.263	<b>1'04.700</b> p1
21)	28.387	15.010	20.903	<b>1'04.300</b> p1
22)	20'44.674	15.545	21.170	<b>21'21.389</b> p1
23)	28.542	14.764	20.892	<b>1'04.198</b> p1
24)	28.509	14.887	21.788	<b>1'05.184</b> p1
25)	28.553	14.688	21.129	<b>1'04.370</b> p1
26)	28.482	14.771	20.907	<b>1'04.160</b> p1
27)	28.529	14.878	21.494	<b>1'04.901</b> p1
28)	32.924	16.992	21.808	<b>1'11.724</b> p1
29)	28.528	14.688	20.900	<b>1'04.116</b> p1
30)	29.422	16.441	34.853	<b>1'20.716</b> Bp1
31)	9'59.150	15.744	21.229	<b>10'36.123</b> p1
32)	28.510	14.790	20.980	<b>1'04.280</b> p1
33)	28.592	14.809	22.367	<b>1'05.768</b> p1
34)	28.540	14.776	21.112	<b>1'04.428</b> p1
35)	28.608	14.853	21.100	<b>1'04.561</b> p1
36)	30.684	16.379	28.579	<b>1'15.642</b> Bp1
37)	32'29.694	16.075	21.669	<b>33'07.438</b> p1
38)	29.062	19.408	23.248	<b>1'11.718</b> p1
39)	29.189	19.012	31.847	<b>1'20.048</b> Bp1
40)	23'45.989	17.695	22.046	<b>24'25.730</b> p1
41)	28.921	14.983	20.948	<b>1'04.852</b> p1
42)	28.729	14.750	20.900	<b>1'04.379</b> p1
43)	28.315	15.527	21.739	<b>1'05.581</b> p1
44)	28.379	14.871	22.845	<b>1'06.095</b> p1
45)	32.497	16.024	21.097	<b>1'09.618</b> p1
46)	28.456	14.867	20.701	<b>1'04.024</b> p1
47)	28.335	14.730	20.757	<b>1'03.822</b> p1
48)	28.231	14.799	28.452	<b>1'11.482</b> Bp1
49)	9'28.687	15.222	21.136	<b>10'05.045</b> p1
50)	28.631	14.784	20.922	<b>1'04.337</b> p1
51)	28.530	14.889	20.979	<b>1'04.398</b> p1
52)	28.319	14.737	20.882	<b>1'03.938</b> p1

# CAMPIONATO ITALIANO FORMULA 3 TEST UFFICIALI


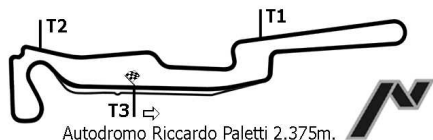


## ANALISI TEMPI SESSIONE MATTINO

	LAP	SETT.1	SETT.2	FINISH	TIME	
<b>6</b>	<b>RC MOTORSPORT SRL</b>					ITA
	RC MOTORSPOR	DALLARA F308	E	CIF3		
1)	3'11.939	18.424	24.182	<b>1'19.778</b>	p1	
2)	39.062	19.739	23.811	<b>1'22.612</b>	p1	
3)	30.650	16.525	26.354	<b>1'13.529</b>	Bp1	
4)	13'00.199	16.385	22.160	<b>13'38.744</b>	p1	
5)	29.584	15.718	21.369	<b>1'06.671</b>	p1	
6)	29.101	15.233	21.472	<b>1'05.806</b>	p1	
7)	28.684	17.613	21.876	<b>1'08.173</b>	p1	
8)	28.597	14.990	21.067	<b>1'04.654</b>	p1	
9)	28.763	15.979	21.155	<b>1'05.897</b>	p1	
10)	28.870	15.074	21.060	<b>1'05.004</b>	p1	
11)	28.271	14.914	20.852	<b>1'04.037</b>	p1	
12)	38'56.251	18.047	23.448	<b>39'37.746</b>	p1	
13)	29.968	15.788	21.707	<b>1'07.463</b>	p1	
14)	28.812	15.041	21.059	<b>1'04.912</b>	p1	
15)	28.360	14.870	21.082	<b>1'04.312</b>	p1	
16)	28.270	14.849	21.068	<b>1'04.187</b>	p1	
17)	28.716	15.288	21.734	<b>1'05.738</b>	p1	
18)	28.594	14.864	21.020	<b>1'04.478</b>	p1	
19)	28.270	15.349	21.027	<b>1'04.646</b>	p1	
20)	28.244	14.975	21.039	<b>1'04.258</b>	p1	
21)	29.022	14.833	21.177	<b>1'05.032</b>	p1	
22)	8'52.488	15.687	22.370	<b>9'30.545</b>	p1	
23)	29.547	15.046	21.173	<b>1'05.766</b>	p1	
24)	28.366	14.880	21.063	<b>1'04.309</b>	p1	
25)	02'59.003	16.670	22.484	<b>:03'38.157</b>	p1	
26)	30.660	15.360	21.501	<b>1'07.521</b>	p1	
27)	28.569	15.090	21.088	<b>1'04.747</b>	p1	
28)	28.511	15.157	21.127	<b>1'04.795</b>	p1	
29)	28.430	14.991	21.205	<b>1'04.626</b>	p1	
30)	11'38.948	19.375	22.304	<b>12'20.627</b>	p1	
31)	29.152	15.100	35.485	<b>1'19.737</b>	Bp1	
32)	27'21.345	16.188	22.242	<b>27'59.775</b>	p1	
33)	28.746	15.038	21.244	<b>1'05.028</b>	p1	
34)	28.590	14.981	21.257	<b>1'04.828</b>	p1	
35)	28.360	14.829	21.171	<b>1'04.360</b>	p1	
36)	28.349	14.799	21.251	<b>1'04.399</b>	p1	
37)	28.449	14.847	21.228	<b>1'04.524</b>	p1	
38)	28.252	14.734	21.157	<b>1'04.143</b>	p1	
39)	28.312	14.903	21.495	<b>1'04.710</b>	p1	
40)	28.390	14.893	21.357	<b>1'04.640</b>	p1	
41)	28.391	14.907	21.350	<b>1'04.648</b>	p1	
42)	28.443	14.854	21.298	<b>1'04.595</b>	p1	
43)	28.519	14.835	21.401	<b>1'04.755</b>	p1	
44)	28.633	14.960	21.611	<b>1'05.204</b>	p1	
45)	28.557	14.993	21.253	<b>1'04.803</b>	p1	
46)	28.257	15.031	21.296	<b>1'04.584</b>	p1	
47)	28.480	14.867	21.210	<b>1'04.557</b>	p1	
48)	31.924	15.032	21.266	<b>1'08.222</b>	p1	
49)	28.367	14.977	21.293	<b>1'04.637</b>	p1	
50)	28.790	15.133	25.689	<b>1'09.612</b>	Bp1	

# CAMPIONATO ITALIANO FORMULA 3 TEST UFFICIALI

## ANALISI TEMPISESSIONE MATTINO



Autodromo Riccardo Paletti 2.375m.



Autodromo Riccardo Paletti 2.375m.

LAP SETT.1 SETT.2 FINISH TIME

LAP SETT.1 SETT.2 FINISH TIME

7 RC MOTORSPORT SRL				ITA
RC MOTORSPOR DALLARA F308				CIF3
1)			23.310	<b>1'13.205</b> p1
2)			22.677	<b>1'09.391</b> p1
3)			22.305	<b>1'07.789</b> p1
4)			21.660	<b>1'06.236</b> p1
5)			21.385	<b>1'05.767</b> p1
6)			21.224	<b>1'05.079</b> p1
7)			21.363	<b>1'05.223</b> p1
8)			21.980	<b>1'05.803</b> p1
9)			21.248	<b>1'05.023</b> p1
10)			21.339	<b>1'06.260</b> p1
11)			21.086	<b>1'04.789</b> p1
12)			21.334	<b>1'05.075</b> p1
13)			21.221	<b>1'05.028</b> p1
14)			21.134	<b>1'04.746</b> p1
15)			28.515	<b>1'14.443</b> Bp1
16)				<b>27'00.747</b> p1
17)	29.122	15.023	21.247	<b>1'05.392</b> p1
18)	28.752	15.211	21.306	<b>1'05.269</b> p1
19)	28.665	15.069	21.037	<b>1'04.771</b> p1
20)	28.515	15.053	21.011	<b>1'04.579</b> p1
21)	28.511	15.086	21.065	<b>1'04.662</b> p1
22)	28.552	14.842	20.967	<b>1'04.361</b> p1
23)	28.554	14.931	21.078	<b>1'04.563</b> p1
24)	28.463	15.865	29.435	<b>1'13.763</b> Bp1
25)	13'03.364	18.775	22.839	<b>13'44.978</b> p1
26)	29.012	14.999	21.658	<b>1'05.669</b> p1
27)	22'47.474	17.846	22.521	<b>:23'27.841</b> p1
28)	29.288	15.314	21.555	<b>1'06.157</b> p1
29)	10'51.552	16.212	22.276	<b>11'30.040</b> p1
30)	29.037	14.972	21.046	<b>1'05.055</b> p1
31)	28.652	15.014	21.488	<b>1'05.154</b> p1
32)	28.752	14.846	21.186	<b>1'04.784</b> p1
33)	28.670	14.936	21.055	<b>1'04.661</b> p1
34)	28.620	15.077	25.228	<b>1'08.925</b> p1
35)	24'47.467	16.505	21.949	<b>25'25.921</b> p1
36)	28.847	15.070	21.121	<b>1'05.038</b> p1
37)	28.848	15.059	21.326	<b>1'05.233</b> p1
38)	28.610	15.019	21.048	<b>1'04.677</b> p1
39)	28.680	14.942	21.100	<b>1'04.722</b> p1
40)	28.602	15.585	21.669	<b>1'05.856</b> p1
41)	28.617	15.003	21.220	<b>1'04.840</b> p1
42)	28.638	15.276	21.522	<b>1'05.436</b> p1
43)	28.532	15.013	21.131	<b>1'04.676</b> p1
44)	28.864	14.977	21.067	<b>1'04.908</b> p1
45)	28.605	14.921	21.144	<b>1'04.670</b> p1
46)	28.695	14.972	25.615	<b>1'09.282</b> Bp1

# CAMPIONATO ITALIANO FORMULA 3 TEST UFFICIALI




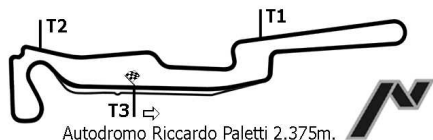
## ANALISI TEMPISESSIONE MATTINO

LAP    SETT.1    SETT.2    FINISH    TIME

LAP    SETT.1    SETT.2    FINISH    TIME

8 ARCO MOTORSPORT SRL		ITA			
ARCO MOTORSP DALLARA F308		CIF3			
1)	18'41.542	15.927	22.134	<b>1'08.818</b>	p1
2)	29.012	15.037	21.293	<b>1'05.342</b>	p1
3)	28.476	15.003	21.171	<b>1'04.650</b>	p1
4)	28.090	14.828	20.682	<b>1'03.600</b>	p1
5)	28.074	14.797	21.657	<b>1'04.528</b>	p1
6)	28.278	15.013	20.746	<b>1'04.037</b>	p1
7)	40.009	15.611	23.163	<b>1'18.783</b>	Bp1
8)	9'27.758	16.152	21.867	<b>10'05.777</b>	p1
9)	28.213	14.924	21.858	<b>1'04.995</b>	p1
10)	28.465	14.981	20.998	<b>1'04.444</b>	p1
11)	28.838	14.789	20.843	<b>1'04.470</b>	p1
12)	28.030	15.408	21.079	<b>1'04.517</b>	p1
13)	28.166	14.912	21.569	<b>1'04.647</b>	p1
14)	28.078	14.749	20.801	<b>1'03.628</b>	p1
15)	29'43.480	15.443	21.637	<b>30'20.560</b>	p1
16)	28.477	14.771	20.854	<b>1'04.102</b>	p1
17)	28.299	14.768	20.792	<b>1'03.859</b>	p1
18)	28.219	14.695	20.735	<b>1'03.649</b>	p1
19)	28.190	14.673	20.742	<b>1'03.605</b>	p1
20)	11'04.111	16.159	21.926	<b>11'42.196</b>	p1
21)	7'02.019	16.146	21.749	<b>7'39.914</b>	p1
22)	28.342	14.868	22.172	<b>1'05.382</b>	p1
23)	11'20.452	15.766	21.812	<b>11'58.030</b>	p1
24)	28.396	14.812	20.933	<b>1'04.141</b>	p1
25)	28.187	15.099	20.990	<b>1'04.276</b>	p1
26)	1'08.307	15.150	21.180	<b>1'44.637</b>	p1
27)	28.383	14.754	20.861	<b>1'03.998</b>	p1
28)	28.368	14.678	20.921	<b>1'03.967</b>	p1
29)	28.267	14.764	25.483	<b>1'08.514</b>	p1
30)	28.472	14.769	23.961	<b>1'07.202</b>	Bp1
31)	18'37.923	16.509	22.067	<b>19'16.499</b>	p1
32)	28.683	15.028	21.330	<b>1'05.041</b>	p1
33)	28.649	15.108	21.193	<b>1'04.950</b>	p1
34)	28.398	14.944	21.319	<b>1'04.661</b>	p1
35)	28.554	14.825	20.983	<b>1'04.362</b>	p1
36)	28.524	14.877	20.915	<b>1'04.316</b>	p1
37)	9'18.863	16.821	23.129	<b>9'58.813</b>	p1
38)	28.876	14.887	21.025	<b>1'04.788</b>	p1
39)	28.474	14.677	20.661	<b>1'03.812</b>	p1
40)	28.103	14.723	20.613	<b>1'03.439</b>	p1
41)	27.959	14.620	20.663	<b>1'03.242</b>	p1
42)	40'44.640	16.484	22.161	<b>41'23.285</b>	p1
43)	28.237	14.779	20.765	<b>1'03.781</b>	p1
44)	28.151	14.810	20.894	<b>1'03.855</b>	p1
45)	28.084	14.767	20.683	<b>1'03.534</b>	p1
46)	28.214	14.684	20.752	<b>1'03.650</b>	p1
47)	28.089	14.741	20.751	<b>1'03.581</b>	p1
48)	28.133	14.670	20.823	<b>1'03.626</b>	p1
49)	31.339	14.941	21.171	<b>1'07.451</b>	p1
50)	28.114	14.786	20.774	<b>1'03.674</b>	p1
51)	28.210	14.923	24.116	<b>1'07.249</b>	Bp1

# CAMPIONATO ITALIANO FORMULA 3 TEST UFFICIALI


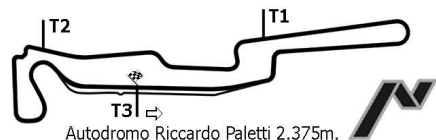


## ANALISI TEMPISESSIONE MATTINO

LAP	SETT.1	SETT.2	FINISH	TIME	
<b>9</b>	<b>ARCO MOTORSPORT SRL</b>				ITA
	ARCO MOTORSP	DALLARA F308	E	CIF3	
1)	7'31.392	17.808	31.958	<b>1'23.089</b>	Bp1
2)	6'27.976	18.924	23.467	<b>7'10.367</b>	p1
3)	30.901	16.577	24.157	<b>1'11.635</b>	p1
4)	31.550	16.188	22.358	<b>1'10.096</b>	p1
5)	29.978	16.827	22.364	<b>1'09.169</b>	p1
6)	29.796	15.831	22.169	<b>1'07.796</b>	p1
7)	29.554	15.722	21.710	<b>1'06.986</b>	p1
8)	30.377	15.757	21.923	<b>1'08.057</b>	p1
9)	29.426	15.788	23.207	<b>1'08.421</b>	p1
10)	29.330	15.478	26.656	<b>1'11.464</b>	Bp1
11)	8'46.031	15.720	21.601	<b>9'23.352</b>	p1
12)	29.196	15.533	21.694	<b>1'06.423</b>	p1
13)	29.250	15.340	21.467	<b>1'06.057</b>	p1
14)	29.050	15.909	21.758	<b>1'06.717</b>	p1
15)	29.481	15.167	21.473	<b>1'06.121</b>	p1
16)	29.093	15.287	21.420	<b>1'05.800</b>	p1
17)	29.046	15.176	21.404	<b>1'05.626</b>	p1
18)	28.967	15.185	21.286	<b>1'05.438</b>	p1
19)	7'22.799	15.571	21.732	<b>8'00.102</b>	p1
20)	29.411	15.137	21.495	<b>1'06.043</b>	p1
21)	29.056	15.415	21.413	<b>1'05.884</b>	p1
22)	28.940	15.180	22.076	<b>1'06.196</b>	p1
23)	29.270	15.281	24.196	<b>1'08.747</b>	p1
24)	28.943	15.196	21.331	<b>1'05.470</b>	p1
25)	41.309	15.584	21.434	<b>1'18.327</b>	p1
26)	29.463	15.193	21.515	<b>1'06.171</b>	p1
27)	29.027	15.099	21.403	<b>1'05.529</b>	p1
28)	28.964	15.047	26.990	<b>1'11.001</b>	Bp1
29)	44'08.212	16.119	22.543	<b>44'46.874</b>	p1
30)	29.525	15.503	22.084	<b>1'07.112</b>	p1
31)	29.183	15.384	21.640	<b>1'06.207</b>	p1
32)	29.179	15.178	21.629	<b>1'05.986</b>	p1
33)	29.092	15.874	21.622	<b>1'06.588</b>	p1
34)	29.065	15.720	21.548	<b>1'06.333</b>	p1
35)	28.949	15.383	21.377	<b>1'05.709</b>	p1
36)	29.030	15.286	21.705	<b>1'06.021</b>	p1
37)	36.564	15.360	21.550	<b>1'13.474</b>	p1
38)	29.025	15.213	22.247	<b>1'06.485</b>	p1
39)	29.189	15.145	21.464	<b>1'05.798</b>	p1
40)	28.940	15.601	27.617	<b>1'12.158</b>	Bp1
41)	16'00.471	16.403	22.010	<b>16'38.884</b>	p1
42)	29.531	15.473	21.562	<b>1'06.566</b>	p1
43)	29.323	15.532	21.515	<b>1'06.370</b>	p1
44)	29.000	15.267	21.394	<b>1'05.661</b>	p1
45)	29.213	15.108	21.486	<b>1'05.807</b>	p1
46)	28.888	15.240	21.799	<b>1'05.927</b>	p1
47)	28.922	15.269	21.493	<b>1'05.684</b>	p1
48)	39.137	16.243	22.106	<b>1'17.486</b>	p1
49)	12'06.623	16.335	22.035	<b>12'44.993</b>	p1
50)	29.417	15.567	21.430	<b>1'06.414</b>	p1
51)	28.999	15.328	21.223	<b>1'05.550</b>	p1
52)	12'00.996	15.907	22.657	<b>12'39.560</b>	p1
53)	29.107	15.152	21.522	<b>1'05.781</b>	p1
54)	28.877	15.288	22.826	<b>1'06.991</b>	p1
55)	28.638	15.065	21.063	<b>1'04.766</b>	p1

LAP	SETT.1	SETT.2	FINISH	TIME	
56)	28.555	15.167	21.108	<b>1'04.830</b>	p1
57)	28.899	15.112	21.800	<b>1'05.811</b>	p1
58)	20'20.316	15.504	21.376	<b>20'57.196</b>	p1
59)	29.180	15.196	21.296	<b>1'05.672</b>	p1
60)	28.942	15.160	21.436	<b>1'05.538</b>	p1
61)	28.794	15.492	21.713	<b>1'05.999</b>	p1
62)	28.869	15.307	21.436	<b>1'05.612</b>	p1
63)	28.679	15.094	21.168	<b>1'04.941</b>	p1
64)	29.740	16.516	31.575	<b>1'17.831</b>	Bp1

# CAMPIONATO ITALIANO FORMULA 3 TEST UFFICIALI



## ANALISI TEMPI SESSIONE MATTINO

LAP SETT.1 SETT.2 FINISH TIME

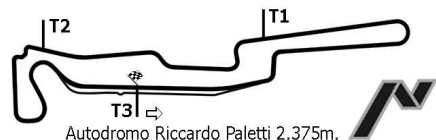
LAP SETT.1 SETT.2 FINISH TIME

**10 CORBETTA COMPETIZIONI SR** ITA  
CORBETTA COM DALLARA F310 E CIF3

1)	24'44.171	15.483	21.876	<b>3'31.766</b>	p1
2)	29.486	15.195	21.253	<b>1'05.934</b>	p1
3)	28.978	15.291	21.185	<b>1'05.454</b>	p1
4)	8'30.091	15.250	21.781	<b>9'07.122</b>	p1
5)	29.296	15.067	21.133	<b>1'05.496</b>	p1
6)	29.156	15.101	20.985	<b>1'05.242</b>	p1
7)	28.839	14.920	20.963	<b>1'04.722</b>	p1
8)	28.615	15.071	21.043	<b>1'04.729</b>	p1
9)	28.683	15.174	21.078	<b>1'04.935</b>	p1
10)	14'30.936	15.272	21.304	<b>15'07.512</b>	p1
11)	29.030	15.073	21.184	<b>1'05.287</b>	p1
12)	29.303	15.239	21.314	<b>1'05.856</b>	p1
13)	28.605	15.305	24.489	<b>1'08.399</b>	Bp1
14)	35'08.736	15.238	21.434	<b>35'45.408</b>	p1
15)	28.938	15.135	21.159	<b>1'05.232</b>	p1
16)	7'14.994	15.039	21.635	<b>7'51.668</b>	p1
17)	28.928	16.624	21.298	<b>1'06.850</b>	p1
18)	28.869	14.846	21.876	<b>1'05.591</b>	p1
19)	28.804	14.965	21.356	<b>1'05.125</b>	p1
20)	28.974	14.909	21.057	<b>1'04.940</b>	p1
21)	28.843	14.984	21.208	<b>1'05.035</b>	p1
22)	28.553	14.949	20.995	<b>1'04.497</b>	p1
23)	28.675	14.969	20.966	<b>1'04.610</b>	p1
24)	32.996	15.284	25.064	<b>1'13.344</b>	Bp1
25)	59'13.411	17.261	23.287	<b>59'53.959</b>	p1
26)	31.676	16.223	22.829	<b>1'10.728</b>	p1
27)	20'23.686	15.478	21.598	<b>21'00.762</b>	p1
28)	28.882	15.212	21.054	<b>1'05.148</b>	p1
29)	28.883	15.121	20.924	<b>1'04.928</b>	p1
30)	28.649	15.032	20.943	<b>1'04.624</b>	p1
31)	28.537	14.833	21.270	<b>1'04.640</b>	p1
32)	28.788	14.859	20.879	<b>1'04.526</b>	p1
33)	28.623	14.952	20.899	<b>1'04.474</b>	p1
34)	28.454	15.095	20.867	<b>1'04.416</b>	p1
35)	28.605	15.201	20.869	<b>1'04.675</b>	p1
36)	28.642	14.866	21.402	<b>1'04.910</b>	p1
37)	28.497	15.134	20.901	<b>1'04.532</b>	p1
38)	28.328	15.238	27.006	<b>1'10.572</b>	Bp1
39)	6'12.931	15.287	21.098	<b>6'49.316</b>	p1
40)	28.857	14.901	20.856	<b>1'04.614</b>	p1
41)	28.451	14.993	20.864	<b>1'04.308</b>	p1
42)	28.607	14.820	20.890	<b>1'04.317</b>	p1



# CAMPIONATO ITALIANO FORMULA 3 TEST UFFICIALI



## ANALISI TEMPI SESSIONE MATTINO

	LAP	SETT.1	SETT.2	FINISH	TIME	
<b>11</b>	<b>LUCIDI MOTORS SRL</b>					ITA
	LUCIDI MOTOR	DALLARA F308				CIF3
1)	16'43.654	18.020	23.773	<b>4'01.264</b>	p1	
2)	32.185	16.513	23.468	<b>1'12.166</b>	p1	
3)	31.570	16.265	22.748	<b>1'10.583</b>	p1	
4)	32.069	16.424	22.777	<b>1'11.270</b>	p1	
5)	31.380	15.719	22.226	<b>1'09.325</b>	p1	
6)	35.440	16.546	22.188	<b>1'14.174</b>	p1	
7)	30.323	16.175	22.338	<b>1'08.836</b>	p1	
8)	30.856	18.023	32.966	<b>1'21.845</b>	Bp1	
9)	6'34.519	16.631	22.693	<b>7'13.843</b>	p1	
10)	30.128	15.797	21.637	<b>1'07.562</b>	p1	
11)	29.572	15.382	21.664	<b>1'06.618</b>	p1	
12)	29.639	15.291	21.528	<b>1'06.458</b>	p1	
13)	29.403	15.218	22.220	<b>1'06.841</b>	p1	
14)	37.895	18.578	23.002	<b>1'19.475</b>	p1	
15)	30.313	15.228	21.466	<b>1'07.007</b>	p1	
16)	29.133	15.053	21.190	<b>1'05.376</b>	p1	
17)	28.812	14.928	21.179	<b>1'04.919</b>	p1	
18)	17'41.721	16.636	21.936	<b>18'20.293</b>	p1	
19)	29.740	16.413	30.301	<b>1'16.454</b>	Bp1	
20)	4'56.092	15.437	21.402	<b>5'32.931</b>	p1	
21)	28.816	15.086	21.240	<b>1'05.142</b>	p1	
22)	28.718	15.035	21.107	<b>1'04.860</b>	p1	
23)	28.612	14.943	21.112	<b>1'04.667</b>	p1	
24)	28.526	14.942	20.985	<b>1'04.453</b>	p1	
25)	28.485	14.925	21.116	<b>1'04.526</b>	p1	
26)	28.683	15.100	21.589	<b>1'05.372</b>	p1	
27)	33.352	18.798	28.343	<b>1'20.493</b>	Bp1	
28)	44'55.440	16.544	22.902	<b>45'34.886</b>	p1	
29)	29.018	15.235	21.351	<b>1'05.604</b>	p1	
30)	28.763	14.981	21.371	<b>1'05.115</b>	p1	
31)	28.563	14.961	21.230	<b>1'04.754</b>	p1	
32)	28.581	15.013	21.153	<b>1'04.747</b>	p1	
33)	28.438	14.944	20.989	<b>1'04.371</b>	p1	
34)	28.351	14.966	20.893	<b>1'04.210</b>	p1	
35)	28.255	14.855	21.019	<b>1'04.129</b>	p1	
36)	28.419	17.895	22.521	<b>1'08.835</b>	p1	
37)	28.480	14.993	21.036	<b>1'04.509</b>	p1	
38)	28.368	14.773	20.908	<b>1'04.049</b>	p1	
39)	30.046	16.570	32.195	<b>1'18.811</b>	Bp1	
40)	17'22.576	16.875	25.887	<b>18'05.338</b>	p1	
41)	29.595	15.862	23.697	<b>1'09.154</b>	p1	
42)	28.793	15.243	21.442	<b>1'05.478</b>	p1	
43)	28.884	15.182	21.187	<b>1'05.253</b>	p1	
44)	28.407	14.891	20.872	<b>1'04.170</b>	p1	
45)	28.298	14.890	20.914	<b>1'04.102</b>	p1	
46)	38'58.138	16.504	21.787	<b>39'36.429</b>	p1	
47)	28.754	15.018	21.258	<b>1'05.030</b>	p1	
48)	28.395	14.933	20.771	<b>1'04.099</b>	p1	
49)	28.039	14.879	20.937	<b>1'03.855</b>	p1	
50)	30.209	15.332	23.666	<b>1'09.207</b>	p1	
51)	28.142	14.974	20.829	<b>1'03.945</b>	p1	
52)	28.285	14.814	20.739	<b>1'03.838</b>	p1	
53)	28.305	14.744	20.967	<b>1'04.016</b>	p1	
54)	28.387	14.811	20.688	<b>1'03.886</b>	p1	
55)	30.623	16.940	28.201	<b>1'15.764</b>	Bp1	


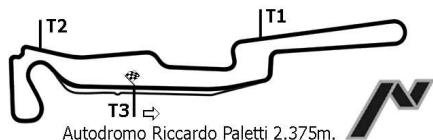
---

<i>LAP</i>	<i>SETT.1</i>	<i>SETT.2</i>	<i>FINISH</i>	<i>TIME</i>
56)	4'52.859	15.287	21.324	<b>5'29.470</b> p1
57)	28.488	14.888	20.938	<b>1'04.314</b> p1
58)	28.310	15.008	21.141	<b>1'04.459</b> p1
59)	28.247	14.756	20.805	<b>1'03.808</b> p1
60)	28.356	14.922	20.926	<b>1'04.204</b> p1
61)	28.133	18.552	23.008	<b>1'09.693</b> p1
62)	28.441	14.852	21.146	<b>1'04.439</b> p1

---

<i>LAP</i>	<i>SETT.1</i>	<i>SETT.2</i>	<i>FINISH</i>	<i>TIME</i>
------------	---------------	---------------	---------------	-------------

# CAMPIONATO ITALIANO FORMULA 3 TEST UFFICIALI



## ANALISI TEMPISESSIONE MATTINO


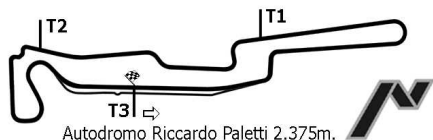
LAP SETT.1 SETT.2 FINISH TIME

LAP SETT.1 SETT.2 FINISH TIME

12	J.D. MOTORSPORT SRL			ITA
	J.D. MOTORSP	MYGALE M10 F	E	CIF3
1)	21'05.687	16.024	22.443	<b>1'08.622</b> p1
2)	29.066	15.284	24.898	<b>1'09.248</b> Bp1
3)	11'10.980	16.069	25.911	<b>11'52.960</b> Bp1
4)	18'01.774	15.573	26.301	<b>18'43.648</b> Bp1
5)	35'31.619	15.994	22.153	<b>36'09.766</b> p1
6)	6'15.179	17.610	21.849	<b>6'54.638</b> p1
7)	28.927	15.334	21.360	<b>1'05.621</b> p1
8)	6'29.918	16.555	23.636	<b>7'10.109</b> p1
9)	28.780	15.192	21.509	<b>1'05.481</b> p1
10)	28.530	15.168	21.350	<b>1'05.048</b> p1
11)	28.674	15.154	21.335	<b>1'05.163</b> p1
12)	28.608	14.861	21.390	<b>1'04.859</b> p1
13)	30.863	15.261	21.499	<b>1'07.623</b> p1
14)	28.658	14.961	21.388	<b>1'05.007</b> p1
15)	28.372	15.198	21.412	<b>1'04.982</b> p1
16)	28.642	15.159	25.255	<b>1'09.056</b> Bp1
17)	25'02.509	18.228	25.195	<b>25'45.932</b> p1
18)	31.506	16.157	22.984	<b>1'10.647</b> p1
19)	34.034	16.046	22.596	<b>1'12.676</b> p1
20)	8'10.574	16.574	22.345	<b>8'49.493</b> p1
21)	29.078	15.131	21.736	<b>1'05.945</b> p1
22)	28.852	15.003	21.597	<b>1'05.452</b> p1
23)	28.550	15.133	21.550	<b>1'05.233</b> p1
24)	28.529	14.992	21.550	<b>1'05.071</b> p1
25)	28.421	14.889	21.558	<b>1'04.868</b> p1
26)	28.482	15.031	21.383	<b>1'04.896</b> p1
27)	11'34.516	16.266	22.393	<b>12'13.175</b> p1
28)	29.097	15.298	21.804	<b>1'06.199</b> p1
29)	28.781	15.264	22.450	<b>1'06.495</b> p1
30)	28.520	14.858	21.163	<b>1'04.541</b> p1
31)	28.437	14.909	21.180	<b>1'04.526</b> p1
32)	28.277	14.866	21.444	<b>1'04.587</b> p1
33)	20'53.472	15.754	22.067	<b>21'31.293</b> p1
34)	28.862	14.906	21.335	<b>1'05.103</b> p1
35)	28.555	15.003	21.423	<b>1'04.981</b> p1
36)	28.349	15.094	21.265	<b>1'04.708</b> p1
37)	28.229	14.881	21.330	<b>1'04.440</b> p1
38)	28.226	14.897	21.313	<b>1'04.436</b> p1
39)	28.471	14.799	21.421	<b>1'04.691</b> p1
40)	30.888	14.862	21.807	<b>1'07.557</b> p1
41)	28.427	14.774	21.300	<b>1'04.501</b> p1
42)	28.253	14.780	21.249	<b>1'04.282</b> p1
43)	28.211	15.076	25.525	<b>1'08.812</b> Bp1
44)	5'58.856	15.327	21.594	<b>6'35.777</b> p1
45)	28.411	14.934	21.406	<b>1'04.751</b> p1
46)	28.392	14.985	21.379	<b>1'04.756</b> p1
47)	28.275	15.277	21.477	<b>1'05.029</b> p1
48)	28.527	14.807	21.259	<b>1'04.593</b> p1

# CAMPIONATO ITALIANO FORMULA 3 TEST UFFICIALI

## ANALISI TEMPI SESSIONE MATTINO



Autodromo Riccardo Paletti 2.375m.


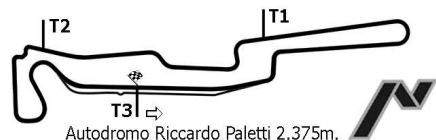
Autodromo Riccardo Paletti 2.375m.

LAP SETT.1 SETT.2 FINISH TIME

LAP SETT.1 SETT.2 FINISH TIME

15	LUCIDI MOTORS SRL			ITA
	LUCIDI MOTOR	DALLARA F308		CIF3
1)	10'15.852	16.973	23.423	<b>1'13.453</b> p1
2)	31.705	16.043	22.424	<b>1'10.172</b> p1
3)	30.375	15.924	21.981	<b>1'08.280</b> p1
4)	30.087	15.592	22.031	<b>1'07.710</b> p1
5)	29.605	15.408	21.461	<b>1'06.474</b> p1
6)	29.428	15.285	21.219	<b>1'05.932</b> p1
7)	29.804	15.472	21.372	<b>1'06.648</b> p1
8)	32.632	20.083	37.761	<b>1'30.476</b> Bp1
9)	16'48.946	16.362	21.983	<b>17'27.291</b> p1
10)	30.730	16.380	21.420	<b>1'08.530</b> p1
11)	29.570	15.335	21.988	<b>1'06.893</b> p1
12)	29.211	15.031	20.991	<b>1'05.233</b> p1
13)	28.910	14.888	20.941	<b>1'04.739</b> p1
14)	28.507	15.103	21.480	<b>1'05.090</b> p1
15)	8'14.586	15.547	21.514	<b>8'51.647</b> p1
16)	28.788	14.856	21.066	<b>1'04.710</b> p1
17)	28.732	14.996	24.837	<b>1'08.565</b> p1
18)	28.347	14.761	20.952	<b>1'04.060</b> p1
19)	28.488	19.397	33.529	<b>1'21.414</b> Bp1
20)	48'48.116	16.309	22.338	<b>49'26.763</b> p1
21)	28.992	14.882	21.468	<b>1'05.342</b> p1
22)	28.502	14.981	21.120	<b>1'04.603</b> p1
23)	28.230	14.819	20.886	<b>1'03.935</b> p1
24)	28.250	14.716	20.929	<b>1'03.895</b> p1
25)	28.262	14.784	21.031	<b>1'04.077</b> p1
26)	35.052	16.436	21.356	<b>1'12.844</b> p1
27)	28.191	14.824	20.910	<b>1'03.925</b> p1
28)	28.153	21.175	24.430	<b>1'13.758</b> p1
29)	28.324	14.828	20.797	<b>1'03.949</b> p1
30)	28.046	14.811	23.460	<b>1'06.317</b> p1
31)	28.288	15.017	21.075	<b>1'04.380</b> p1
32)	28.326	14.864	20.836	<b>1'04.026</b> p1
33)	32.913	19.828	39.088	<b>1'31.829</b> Bp1
34)	16'55.183	16.226	21.756	<b>17'33.165</b> p1
35)	28.598	15.161	21.017	<b>1'04.776</b> p1
36)	28.115	14.826	20.734	<b>1'03.675</b> p1
37)	28.097	14.878	21.052	<b>1'04.027</b> p1
38)	30.958	16.127	21.419	<b>1'08.504</b> p1
39)	8'31.704	16.582	23.683	<b>9'11.969</b> p1
40)	28.319	14.836	21.018	<b>1'04.173</b> p1
41)	28.199	14.786	20.838	<b>1'03.823</b> p1
42)	28.113	14.757	20.768	<b>1'03.638</b> p1
43)	28.170	14.679	20.921	<b>1'03.770</b> p1
44)	28.054	14.738	20.914	<b>1'03.706</b> p1
45)	28.046	18.187	24.309	<b>1'10.542</b> p1
46)	38'00.065	16.746	21.783	<b>38'38.594</b> p1
47)	28.598	14.893	21.006	<b>1'04.497</b> p1
48)	28.345	14.862	21.009	<b>1'04.216</b> p1
49)	28.347	15.104	21.277	<b>1'04.728</b> p1
50)	28.419	16.314	21.695	<b>1'06.428</b> p1
51)	28.213	15.004	20.998	<b>1'04.215</b> p1
52)	28.130	14.812	21.217	<b>1'04.159</b> p1
53)	28.409	15.014	24.676	<b>1'08.099</b> p1
54)	28.449	14.900	20.919	<b>1'04.268</b> p1
55)	34.156	19.485	31.084	<b>1'24.725</b> Bp1

# CAMPIONATO ITALIANO FORMULA 3 TEST UFFICIALI




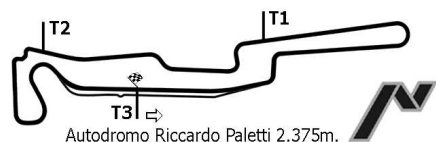
## ANALISI TEMPI SESSIONE MATTINO

LAP SETT.1 SETT.2 FINISH TIME

LAP SETT.1 SETT.2 FINISH TIME

16	J.D. MOTORSPORT SRL			ITA
	J.D. MOTORSP	MYGALE M10 F		CIF3
1)	22'15.499	15.665	21.940	<b>1'08.476</b> p1
2)	29.306	15.401	21.182	<b>1'05.889</b> p1
3)	28.887	15.251	21.042	<b>1'05.180</b> p1
4)	28.612	15.211	21.544	<b>1'05.367</b> p1
5)	28.429	14.966	20.955	<b>1'04.350</b> p1
6)	8'27.600	15.045	21.104	<b>9'03.749</b> p1
7)	28.611	14.816	21.082	<b>1'04.509</b> p1
8)	28.360	14.834	21.026	<b>1'04.220</b> p1
9)	28.351	14.902	21.514	<b>1'04.767</b> p1
10)	28.553	14.917	21.178	<b>1'04.648</b> p1
11)	29.105	17.418	21.295	<b>1'07.818</b> p1
12)	11'32.404	15.021	21.334	<b>12'08.759</b> p1
13)	28.572	14.811	20.964	<b>1'04.347</b> p1
14)	28.410	14.898	21.277	<b>1'04.585</b> p1
15)	28.515	14.836	21.060	<b>1'04.411</b> p1
16)	28.344	14.831	21.065	<b>1'04.240</b> p1
17)	28.208	14.802	21.096	<b>1'04.106</b> p1
18)	28.366	14.874	20.999	<b>1'04.239</b> p1
19)	28.582	15.869	29.175	<b>1'13.626</b> Bp1
20)	34'21.922	15.871	22.192	<b>34'59.985</b> p1
21)	28.744	14.991	21.464	<b>1'05.199</b> p1
22)	6'32.058	16.557	22.478	<b>7'11.093</b> p1
23)	28.655	14.791	21.010	<b>1'04.456</b> p1
24)	28.571	14.880	22.605	<b>1'06.056</b> p1
25)	28.411	14.880	21.158	<b>1'04.449</b> p1
26)	28.332	14.871	21.098	<b>1'04.301</b> p1
27)	28.343	15.314	20.941	<b>1'04.598</b> p1
28)	28.414	14.761	21.016	<b>1'04.191</b> p1
29)	28.335	15.106	26.510	<b>1'09.951</b> Bp1
30)	7'47.703	15.484	21.482	<b>8'24.669</b> p1
31)	28.560	14.903	21.312	<b>1'04.775</b> p1
32)	28.520	14.881	21.160	<b>1'04.561</b> p1
33)	28.761	14.884	21.291	<b>1'04.936</b> p1
34)	28.534	14.825	21.444	<b>1'04.803</b> p1
35)	28.663	14.765	21.250	<b>1'04.678</b> p1
36)	28.377	14.897	21.362	<b>1'04.636</b> p1
37)	28.507	15.594	21.803	<b>1'05.904</b> p1
38)	28.532	14.895	21.123	<b>1'04.550</b> p1
39)	28.532	14.793	21.165	<b>1'04.490</b> p1
40)	28.652	14.893	26.075	<b>1'09.620</b> Bp1
41)	03'43.597	16.283	22.295	<b>:04'22.175</b> p1
42)	29.138	14.980	21.460	<b>1'05.578</b> p1
43)	28.789	14.855	20.928	<b>1'04.572</b> p1
44)	28.550	14.754	20.973	<b>1'04.277</b> p1
45)	28.314	15.182	24.567	<b>1'08.063</b> p1
46)	28.425	14.798	20.925	<b>1'04.148</b> p1
47)	28.552	14.888	21.051	<b>1'04.491</b> p1
48)	28.364	14.846	21.158	<b>1'04.368</b> p1
49)	28.440	14.839	21.005	<b>1'04.284</b> p1
50)	28.541	14.998	20.825	<b>1'04.364</b> p1
51)	28.149	14.779	20.978	<b>1'03.906</b> p1
52)	28.121	15.404	27.966	<b>1'11.491</b> Bp1
53)	7'51.246	15.263	21.237	<b>8'27.746</b> p1
54)	28.534	14.827	20.997	<b>1'04.358</b> p1

# CAMPIONATO ITALIANO FORMULA 3 TEST UFFICIALI



## ANALISI TEMPI SESSIONE MATTINO

LAP SETT.1 SETT.2 FINISH TIME

LAP SETT.1 SETT.2 FINISH TIME

17	EUROINTERNATIONAL			USA
	EUROINTERNAT	MYGALE M10 F	E	CIF3
1)	11'33.126	16.385	22.073	<b>6'43.888</b> p1
2)	30.603	15.697	21.819	<b>1'08.119</b> p1
3)	31.007	15.729	21.828	<b>1'08.564</b> p1
4)	29.496	15.547	22.338	<b>1'07.381</b> p1
5)	29.135	15.082	22.347	<b>1'06.564</b> p1
6)	29.289	14.888	21.092	<b>1'05.269</b> p1
7)	28.817	16.363	21.455	<b>1'06.635</b> p1
8)	28.584	14.835	20.960	<b>1'04.379</b> p1
9)	28.592	14.788	20.979	<b>1'04.359</b> p1
10)	29.253	15.062	21.778	<b>1'06.093</b> p1
11)	31.069	14.756	25.974	<b>1'11.799</b> Bp1
12)	9'43.295	15.563	21.045	<b>10'19.903</b> p1
13)	28.847	14.832	20.973	<b>1'04.652</b> p1
14)	30.483	15.009	22.124	<b>1'07.616</b> p1
15)	28.789	14.709	20.702	<b>1'04.200</b> p1
16)	28.445	14.662	20.581	<b>1'03.688</b> p1
17)	28.473	14.607	20.698	<b>1'03.778</b> p1
18)	28.651	15.717	21.313	<b>1'05.681</b> p1
19)	28.468	14.664	20.705	<b>1'03.837</b> p1
20)	28.513	14.617	20.655	<b>1'03.785</b> p1
21)	14'09.826	15.171	23.839	<b>14'48.836</b> p1
22)	28.946	14.848	20.998	<b>1'04.792</b> p1
23)	28.808	14.811	25.795	<b>1'09.414</b> Bp1
24)	7'12.709	16.474	21.936	<b>7'51.119</b> p1
25)	29.172	14.893	21.073	<b>1'05.138</b> p1
26)	28.565	14.772	20.748	<b>1'04.085</b> p1
27)	28.539	14.691	20.683	<b>1'03.913</b> p1
28)	28.406	19.328	21.000	<b>1'08.734</b> p1
29)	28.229	14.604	20.717	<b>1'03.550</b> p1
30)	28.445	15.981	21.507	<b>1'05.933</b> p1
31)	28.258	14.678	20.751	<b>1'03.687</b> p1
32)	28.836	15.880	21.568	<b>1'06.284</b> p1
33)	28.314	14.658	20.743	<b>1'03.715</b> p1
34)	45'47.375	16.027	21.633	<b>46'25.035</b> p1
35)	28.847	14.896	21.021	<b>1'04.764</b> p1
36)	28.469	14.802	20.954	<b>1'04.225</b> p1
37)	28.354	14.675	20.786	<b>1'03.815</b> p1
38)	28.377	14.642	20.805	<b>1'03.824</b> p1
39)	28.249	14.674	20.793	<b>1'03.716</b> p1
40)	28.221	14.621	20.872	<b>1'03.714</b> p1
41)	28.168	14.703	20.809	<b>1'03.680</b> p1
42)	28.244	14.666	20.754	<b>1'03.664</b> p1
43)	28.140	14.697	20.819	<b>1'03.656</b> p1
44)	28.175	14.816	20.799	<b>1'03.790</b> p1
45)	33.126	17.061	28.527	<b>1'18.714</b> Bp1
46)	15'27.257	16.610	22.391	<b>16'06.258</b> p1
47)	29.228	15.042	21.418	<b>1'05.688</b> p1
48)	29.555	14.842	20.958	<b>1'05.355</b> p1
49)	28.402	14.748	20.893	<b>1'04.043</b> p1
50)	28.304	14.624	20.643	<b>1'03.571</b> p1
51)	28.096	14.727	20.822	<b>1'03.645</b> p1
52)	11'45.193	15.741	21.827	<b>12'22.761</b> p1
53)	35.614	15.467	22.017	<b>1'13.098</b> p1
54)	28.518	16.445	21.410	<b>1'06.373</b> p1
55)	28.339	14.757	20.788	<b>1'03.884</b> p1


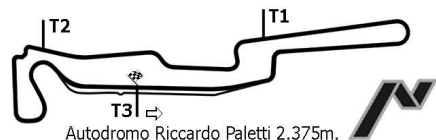
---

<i>LAP</i>	<i>SETT.1</i>	<i>SETT.2</i>	<i>FINISH</i>	<i>TIME</i>
56)	28.371	14.839	20.910	<b>1'04.120</b> p1
57)	28.376	14.696	20.788	<b>1'03.860</b> p1

---

<i>LAP</i>	<i>SETT.1</i>	<i>SETT.2</i>	<i>FINISH</i>	<i>TIME</i>
------------	---------------	---------------	---------------	-------------

# CAMPIONATO ITALIANO FORMULA 3 TEST UFFICIALI



## ANALISI TEMPISESSIONE MATTINO

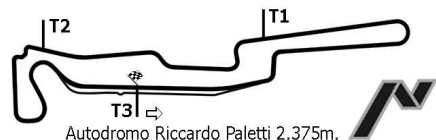
LAP    SETT.1    SETT.2    FINISH    TIME

LAP    SETT.1    SETT.2    FINISH    TIME

18 TP FORMULA SRL					ITA
	TP FORMULA	DALLARA F310	E	CIF3	
1)	34'01.678	18.304	24.460	<b>1'16.248</b>	p1
2)	35.722	18.597	25.445	<b>1'19.764</b>	Bp1
3)	2'30.122	16.280	22.791	<b>3'09.193</b>	p1
4)	35.912	15.973	22.653	<b>1'14.538</b>	p1
5)	31.135	15.471	21.783	<b>1'08.389</b>	p1
6)	30.924	15.589	21.959	<b>1'08.472</b>	p1
7)	8'50.627	16.361	22.029	<b>9'29.017</b>	p1
8)	29.564	15.303	22.095	<b>1'06.962</b>	p1
9)	29.299	15.251	21.597	<b>1'06.147</b>	p1
10)	29.032	15.182	21.500	<b>1'05.714</b>	p1
11)	29.259	15.194	21.393	<b>1'05.846</b>	p1
12)	28.764	15.022	21.388	<b>1'05.174</b>	p1
13)	28.907	15.191	25.145	<b>1'09.243</b>	Bp1
14)	26'44.195	15.851	22.001	<b>27'22.047</b>	p1
15)	29.285	15.109	21.682	<b>1'06.076</b>	p1
16)	29.142	15.156	21.706	<b>1'06.004</b>	p1
17)	29.651	15.212	21.452	<b>1'06.315</b>	p1
18)	5'46.627	16.121	22.316	<b>6'25.064</b>	p1
19)	29.481	15.109	21.429	<b>1'06.019</b>	p1
20)	6'53.178	16.859	22.276	<b>7'32.313</b>	p1
21)	29.787	15.281	21.807	<b>1'06.875</b>	p1
22)	28.813	14.868	32.353	<b>1'16.034</b>	p1
23)	28.929	15.051	21.422	<b>1'05.402</b>	p1
24)	28.695	15.092	21.347	<b>1'05.134</b>	p1
25)	28.713	14.957	21.719	<b>1'05.389</b>	p1
26)	28.709	14.987	21.368	<b>1'05.064</b>	p1
27)	28.574	14.975	21.572	<b>1'05.121</b>	p1
28)	28.671	15.065	21.367	<b>1'05.103</b>	p1
29)	28.856	14.905	21.309	<b>1'05.070</b>	p1
30)	30.217	15.117	25.910	<b>1'11.244</b>	Bp1
31)	52'30.597	15.896	22.740	<b>53'09.233</b>	p1
32)	29.094	16.103	21.927	<b>1'07.124</b>	p1
33)	29.159	15.175	21.421	<b>1'05.755</b>	p1
34)	28.854	15.069	21.433	<b>1'05.356</b>	p1
35)	28.867	14.976	21.567	<b>1'05.410</b>	p1
36)	28.684	14.953	21.360	<b>1'04.997</b>	p1



# CAMPIONATO ITALIANO FORMULA 3 TEST UFFICIALI




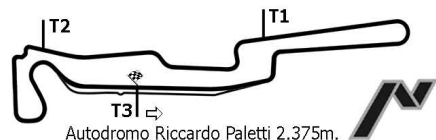
## ANALISI TEMPI SESSIONE MATTINO

LAP SETT.1 SETT.2 FINISH TIME

LAP SETT.1 SETT.2 FINISH TIME

19 TP FORMULA SRL		ITA			
TP FORMULA	DALLARA F310	E	CIF3		
1)	34'00.406	17.003	23.659	<b>1'15.738</b>	p1
2)	32.611	16.289	22.750	<b>1'11.650</b>	p1
3)	30.423	15.638	22.161	<b>1'08.222</b>	p1
4)	30.653	15.795	22.065	<b>1'08.513</b>	p1
5)	29.443	15.362	21.828	<b>1'06.633</b>	p1
6)	29.567	15.260	21.886	<b>1'06.713</b>	p1
7)	29.331	15.094	25.302	<b>1'09.727</b>	Bp1
8)	15'12.338	17.057	23.383	<b>15'52.778</b>	p1
9)	30.977	15.586	21.838	<b>1'08.401</b>	p1
10)	29.201	15.257	21.560	<b>1'06.018</b>	p1
11)	29.851	15.046	26.281	<b>1'11.178</b>	Bp1
12)	9'31.885	18.030	23.681	<b>10'13.596</b>	p1
13)	30.649	15.749	21.845	<b>1'08.243</b>	p1
14)	29.472	15.566	21.381	<b>1'06.419</b>	p1
15)	28.954	15.099	21.551	<b>1'05.604</b>	p1
16)	28.966	15.107	21.758	<b>1'05.831</b>	p1
17)	29.584	16.106	22.630	<b>1'08.320</b>	p1
18)	29.182	14.977	21.731	<b>1'05.890</b>	p1
19)	31'49.157	18.263	24.522	<b>32'31.942</b>	p1
20)	31.383	15.573	22.229	<b>1'09.185</b>	p1
21)	29.047	15.515	21.638	<b>1'06.200</b>	p1
22)	29.091	15.049	21.407	<b>1'05.547</b>	p1
23)	29.689	15.129	21.327	<b>1'06.145</b>	p1
24)	28.977	15.061	21.411	<b>1'05.449</b>	p1
25)	28.795	15.245	21.725	<b>1'05.765</b>	p1
26)	29.050	15.084	21.334	<b>1'05.468</b>	p1
27)	28.942	15.003	21.556	<b>1'05.501</b>	p1
28)	29.107	15.477	22.790	<b>1'07.374</b>	p1
29)	29.262	15.738	25.623	<b>1'10.623</b>	Bp1
30)	47'45.435	18.824	25.029	<b>48'29.288</b>	p1
31)	31.301	16.090	22.418	<b>1'09.809</b>	p1
32)	29.033	15.224	21.464	<b>1'05.721</b>	p1
33)	28.779	15.250	21.304	<b>1'05.333</b>	p1
34)	28.733	15.001	21.231	<b>1'04.965</b>	p1
35)	28.691	14.994	21.129	<b>1'04.814</b>	p1
36)	20'26.647	16.876	22.967	<b>21'06.490</b>	p1
37)	29.040	15.036	21.321	<b>1'05.397</b>	p1
38)	28.852	15.180	21.098	<b>1'05.130</b>	p1
39)	28.601	55.206	26.665	<b>1'50.472</b>	p1
40)	30.098	16.638	21.707	<b>1'08.443</b>	p1
41)	28.818	15.135	21.333	<b>1'05.286</b>	p1
42)	1'24.012	19.533	33.083	<b>2'16.628</b>	Bp1

# CAMPIONATO ITALIANO FORMULA 3 TEST UFFICIALI




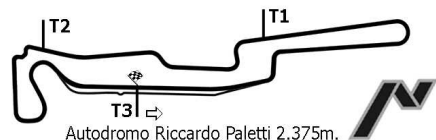
## ANALISI TEMPISESSIONE MATTINO

LAP    SETT.1    SETT.2    FINISH    TIME

LAP    SETT.1    SETT.2    FINISH    TIME

21	R.P. MOTORSPORT SRL			ITA
	R.P. MOTORSP	DALLARA F310		CIF3
1)	25'30.826	16.651	23.453	<b>3'47.047</b> p1
2)	29.634	15.441	21.496	<b>1'06.571</b> p1
3)	7'13.964	15.120	21.389	<b>7'50.473</b> p1
4)	28.710	15.078	21.256	<b>1'05.044</b> p1
5)	28.816	15.064	21.058	<b>1'04.938</b> p1
6)	28.457	15.003	21.009	<b>1'04.469</b> p1
7)	28.524	14.999	21.426	<b>1'04.949</b> p1
8)	28.442	15.038	21.279	<b>1'04.759</b> p1
9)	28.687	15.171	21.087	<b>1'04.945</b> p1
10)	02'41.177	17.304	23.718	<b>:03'22.199</b> p1
11)	29.413	15.322	21.485	<b>1'06.220</b> p1
12)	28.756	15.334	21.353	<b>1'05.443</b> p1
13)	28.766	15.197	21.485	<b>1'05.448</b> p1
14)	29.020	15.353	21.629	<b>1'06.002</b> p1
15)	29.260	15.429	21.307	<b>1'05.996</b> p1
16)	28.814	16.018	25.892	<b>1'10.724</b> Bp1
17)	23'28.374	16.285	22.434	<b>:24'07.093</b> p1
18)	28.969	15.118	21.112	<b>1'05.199</b> p1
19)	28.616	15.036	21.576	<b>1'05.228</b> p1
20)	28.462	14.984	21.203	<b>1'04.649</b> p1
21)	28.280	15.166	22.643	<b>1'06.089</b> p1
22)	28.433	15.050	20.894	<b>1'04.377</b> p1
23)	28.570	15.011	21.097	<b>1'04.678</b> p1
24)	28.265	15.082	21.161	<b>1'04.508</b> p1
25)	30.582	15.699	21.487	<b>1'07.768</b> p1
26)	28.737	15.059	20.860	<b>1'04.656</b> p1
27)	28.214	14.964	20.882	<b>1'04.060</b> p1
28)	28.367	16.130	21.249	<b>1'05.746</b> p1
29)	28.420	14.901	22.494	<b>1'05.815</b> Bp1
30)	4'39.293	15.873	21.561	<b>5'16.727</b> p1
31)	28.478	14.991	21.027	<b>1'04.496</b> p1
32)	28.464	15.168	20.786	<b>1'04.418</b> p1
33)	29.672	15.535	20.958	<b>1'06.165</b> p1


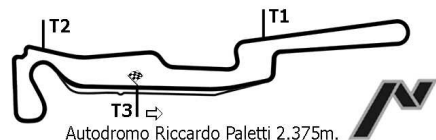
# CAMPIONATO ITALIANO FORMULA 3 TEST UFFICIALI



## ANALISI TEMPISESSIONE MATTINO

	LAP	SETT.1	SETT.2	FINISH	TIME	
<b>23</b>	<b>R.P. MOTORSPORT SRL</b>				ITA	
	R.P. MOTORSP	DALLARA F310			CIF3	
1)	14'37.118	16.751	23.712	<b>11'08.259</b>	p1	
2)	30.944	15.933	22.180	<b>1'09.057</b>	p1	
3)	29.338	15.454	21.707	<b>1'06.499</b>	p1	
4)	10'25.589	15.603	22.208	<b>11'03.400</b>	p1	
5)	29.156	15.222	21.602	<b>1'05.980</b>	p1	
6)	14'30.906	15.532	26.719	<b>15'13.157</b>	p1	
7)	29.040	15.119	21.476	<b>1'05.635</b>	p1	
8)	28.816	15.215	21.398	<b>1'05.429</b>	p1	
9)	28.923	15.061	21.469	<b>1'05.453</b>	p1	
10)	28.655	16.008	21.678	<b>1'06.341</b>	p1	
11)	28.770	15.249	21.466	<b>1'05.485</b>	p1	
12)	28.786			<b>1'12.035</b>	p1	
13)	28.527	14.989	21.333	<b>1'04.849</b>	p1	
14)	28.658	15.029	21.186	<b>1'04.873</b>	p1	
15)	28.615	15.095	25.059	<b>1'08.769</b>	Bp1	
16)	35'21.918	17.018	23.274	<b>36'02.210</b>	p1	
17)	29.452	15.308	21.517	<b>1'06.277</b>	p1	
18)	34.313	15.473	21.546	<b>1'11.332</b>	p1	
19)	30.448	15.218	21.384	<b>1'07.050</b>	p1	
20)	28.781	15.074	21.090	<b>1'04.945</b>	p1	
21)	28.512	16.799	21.683	<b>1'06.994</b>	p1	

# CAMPIONATO ITALIANO FORMULA 3 TEST UFFICIALI




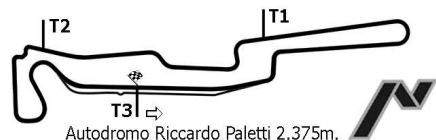
## ANALISI TEMPISESSIONE MATTINO

LAP    SETT.1    SETT.2    FINISH    TIME

LAP    SETT.1    SETT.2    FINISH    TIME

25	OMBRA SRL			ITA
	OMBRA	DALLARA F310	E	CIF3
1)	13'22.716	17.040	23.327	<b>1'14.296</b> p1
2)	32.106	17.603	24.514	<b>1'14.223</b> p1
3)	30.802	16.165	22.688	<b>1'09.655</b> p1
4)	30.109	15.411	21.622	<b>1'07.142</b> p1
5)	29.283	15.239	21.651	<b>1'06.173</b> p1
6)	35.502	18.192	28.490	<b>1'22.184</b> p1
7)	28.930	15.029	21.236	<b>1'05.195</b> p1
8)	28.543	15.078	21.423	<b>1'05.044</b> p1
9)	28.729	14.911	27.211	<b>1'10.851</b> Bp1
10)	25'29.739	16.762	22.952	<b>26'09.453</b> p1
11)	30.355	16.705	22.193	<b>1'09.253</b> p1
12)	29.811	15.451	21.398	<b>1'06.660</b> p1
13)	37.760	18.845	25.481	<b>1'22.086</b> p1
14)	29.103	15.213	21.296	<b>1'05.612</b> p1
15)	28.855	14.816	21.166	<b>1'04.837</b> p1
16)	28.498	14.959	21.614	<b>1'05.071</b> p1
17)	34.840	17.369	22.006	<b>1'14.215</b> p1
18)	28.391	14.995	21.282	<b>1'04.668</b> p1
19)	28.267	14.956	20.957	<b>1'04.180</b> p1
20)	28.377	14.811	22.464	<b>1'05.652</b> p1
21)	32.216	15.564	25.782	<b>1'13.562</b> Bp1
22)	52'04.337	17.731	22.322	<b>52'44.390</b> p1
23)	29.556	15.548	21.566	<b>1'06.670</b> p1
24)	28.618	15.289	21.410	<b>1'05.317</b> p1
25)	28.831	14.973	21.279	<b>1'05.083</b> p1
26)	28.565	14.856	21.287	<b>1'04.708</b> p1
27)	28.503	14.855	21.368	<b>1'04.726</b> p1
28)	28.556	14.999	21.328	<b>1'04.883</b> p1
29)	28.523	14.900	21.180	<b>1'04.603</b> p1
30)	28.370	14.849	21.122	<b>1'04.341</b> p1
31)	30.847	15.031	21.457	<b>1'07.335</b> p1
32)	28.275	14.867	24.701	<b>1'07.843</b> Bp1
33)	8'29.413	15.482	21.431	<b>9'06.326</b> p1
34)	28.727	14.987	22.216	<b>1'05.930</b> p1
35)	28.879	16.041	22.433	<b>1'07.353</b> p1
36)	28.664	14.959	21.312	<b>1'04.935</b> p1
37)	28.586	15.089	21.431	<b>1'05.106</b> p1
38)	28.493	14.867	21.357	<b>1'04.717</b> p1
39)	28.350	14.928	21.211	<b>1'04.489</b> p1

# CAMPIONATO ITALIANO FORMULA 3 TEST UFFICIALI




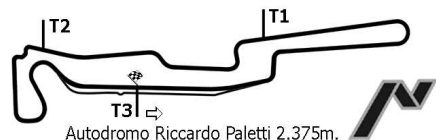
## ANALISI TEMPISESSIONE MATTINO

LAP    SETT.1    SETT.2    FINISH    TIME

LAP    SETT.1    SETT.2    FINISH    TIME

26	OMBRA SRL			ITA
	OMBRA	DALLARA F308	E	CIF3
1)	15'06.803	16.485	22.299	<b>1'10.495</b> p1
2)	29.893	15.801	21.747	<b>1'07.441</b> p1
3)	29.536	15.544	21.776	<b>1'06.856</b> p1
4)	29.131	15.385	21.366	<b>1'05.882</b> p1
5)	28.843	15.180	21.094	<b>1'05.117</b> p1
6)	29.582	15.455	21.679	<b>1'06.716</b> p1
7)	28.960	14.912	21.018	<b>1'04.890</b> p1
8)	29.489	17.112	26.551	<b>1'13.152</b> Bp1
9)	25'22.015	16.763	22.129	<b>26'00.907</b> p1
10)	30.254	15.963	21.808	<b>1'08.025</b> p1
11)	32.257	16.168	21.820	<b>1'10.245</b> p1
12)	29.629	15.267	21.309	<b>1'06.205</b> p1
13)	29.151	15.247	21.138	<b>1'05.536</b> p1
14)	28.736	14.952	20.990	<b>1'04.678</b> p1
15)	28.424	14.947	20.901	<b>1'04.272</b> p1
16)	28.610	14.953	20.976	<b>1'04.539</b> p1
17)	28.849	14.922	20.927	<b>1'04.698</b> p1
18)	28.491	14.927	20.919	<b>1'04.337</b> p1
19)	28.464	15.001	21.001	<b>1'04.466</b> p1
20)	30.011	16.114	31.318	<b>1'17.443</b> Bp1
21)	53'37.963	16.591	25.133	<b>54'19.687</b> p1
22)	29.694	15.377	21.430	<b>1'06.501</b> p1
23)	29.088	15.098	21.394	<b>1'05.580</b> p1
24)	29.321	15.270	21.253	<b>1'05.844</b> p1
25)	28.879	15.159	21.267	<b>1'05.305</b> p1
26)	28.834	14.944	21.059	<b>1'04.837</b> p1
27)	28.855	14.835	21.153	<b>1'04.843</b> p1
28)	29.066	17.953	21.287	<b>1'08.306</b> p1
29)	28.527	14.854	21.364	<b>1'04.745</b> p1
30)	28.665	14.890	21.120	<b>1'04.675</b> p1
31)	28.519	14.950	21.100	<b>1'04.569</b> p1
32)	28.932	14.814	25.036	<b>1'08.782</b> Bp1
33)	6'51.040	15.633	21.385	<b>7'28.058</b> p1
34)	28.643	14.955	20.936	<b>1'04.534</b> p1
35)	28.739	15.067	21.185	<b>1'04.991</b> p1
36)	28.785	14.884	21.123	<b>1'04.792</b> p1
37)	28.573	15.002	21.454	<b>1'05.029</b> p1
38)	28.662	15.121	21.118	<b>1'04.901</b> p1
39)	28.583	14.864	20.989	<b>1'04.436</b> p1

# CAMPIONATO ITALIANO FORMULA 3 TEST UFFICIALI




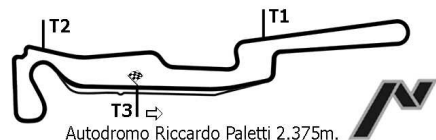
## ANALISI TEMPI SESSIONE MATTINO

LAP SETT.1 SETT.2 FINISH TIME

LAP SETT.1 SETT.2 FINISH TIME

LAP	SETT.1	SETT.2	FINISH	TIME	
<b>27</b>	<b>PREMA JUNIOR SRL</b>			ITA	
	PREMA JUNIOR DALLARA F308			CIF3	
1)	21'43.205	19.591	24.437	<b>4'53.911</b>	p1
2)	31.545	15.925	23.086	<b>1'10.556</b>	p1
3)	30.950	15.542	21.607	<b>1'08.099</b>	p1
4)	31.972	15.561	21.916	<b>1'09.449</b>	p1
5)	32.174	15.898	22.010	<b>1'10.082</b>	p1
6)	32.147	15.513	21.325	<b>1'08.985</b>	p1
7)	5'27.986	15.447	21.594	<b>6'05.027</b>	p1
8)	29.065	14.930	24.444	<b>1'08.439</b>	Bp1
9)	14'11.834	15.344	21.296	<b>14'48.474</b>	p1
10)	28.933	14.883	20.762	<b>1'04.578</b>	p1
11)	28.389	14.697	20.736	<b>1'03.822</b>	p1
12)	28.362	14.670	20.625	<b>1'03.657</b>	p1
13)	28.111	14.701	20.597	<b>1'03.409</b>	p1
14)	28.111	14.655	20.558	<b>1'03.324</b>	p1
15)	28.254	14.658	20.855	<b>1'03.767</b>	p1
16)	35.084	15.855	21.228	<b>1'12.167</b>	p1
17)	28.260	14.636	20.743	<b>1'03.639</b>	p1
18)	29.375	15.571	26.676	<b>1'11.622</b>	Bp1
19)	44'02.055	15.643	21.426	<b>44'39.124</b>	p1
20)	28.600	14.761	20.969	<b>1'04.330</b>	p1
21)	28.245	15.148	21.049	<b>1'04.442</b>	p1
22)	28.097	14.620	20.737	<b>1'03.454</b>	p1
23)	28.013	14.772	20.865	<b>1'03.650</b>	p1
24)	28.153	14.721	20.668	<b>1'03.542</b>	p1
25)	28.105	14.633	20.756	<b>1'03.494</b>	p1
26)	28.210	19.528	21.965	<b>1'09.703</b>	p1
27)	28.206	14.861	20.734	<b>1'03.801</b>	p1
28)	28.145	14.551	20.724	<b>1'03.420</b>	p1
29)	28.150	14.921	25.030	<b>1'08.101</b>	Bp1
30)	34'36.999	15.490	21.675	<b>35'14.164</b>	p1
31)	28.696	14.861	21.031	<b>1'04.588</b>	p1
32)	28.495	14.957	20.967	<b>1'04.419</b>	p1
33)	28.465	14.886	20.883	<b>1'04.234</b>	p1
34)	28.160	14.741	20.860	<b>1'03.761</b>	p1
35)	28.153	14.771	21.007	<b>1'03.931</b>	p1
36)	28.121	14.896	20.777	<b>1'03.794</b>	p1
37)	38'10.816	15.598	21.612	<b>38'48.026</b>	p1
38)	28.596	14.724	20.907	<b>1'04.227</b>	p1
39)	28.329	16.496	22.278	<b>1'07.103</b>	p1
40)	28.050	14.595	20.607	<b>1'03.252</b>	p1
41)	28.042	14.614	20.602	<b>1'03.258</b>	p1
42)	28.059	14.746	20.596	<b>1'03.401</b>	p1
43)	28.048	14.679	20.932	<b>1'03.659</b>	p1
44)	28.056	14.652	20.629	<b>1'03.337</b>	p1
45)	28.065	14.755	20.686	<b>1'03.506</b>	p1
46)	28.248	15.418	21.248	<b>1'04.914</b>	p1
47)	29.313	15.416	25.451	<b>1'10.180</b>	Bp1
48)	8'48.760	15.734	21.187	<b>9'25.681</b>	p1
49)	28.314	14.893	20.678	<b>1'03.885</b>	p1
50)	28.217	14.728	20.728	<b>1'03.673</b>	p1

# CAMPIONATO ITALIANO FORMULA 3 TEST UFFICIALI



## ANALISI TEMPI SESSIONE MATTINO

LAP SETT.1 SETT.2 FINISH TIME


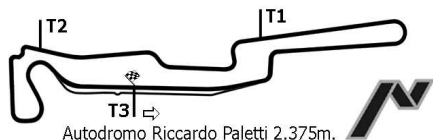
LAP SETT.1 SETT.2 FINISH TIME

**35 RC MOTORSPORT SRL** ITA  
RC MOTORSPOR DALLARA F310 CIF3

56) 28.400 14.779 20.902 **1'04.081** p1

1)			23.426	<b>1'20.822</b>	p1
2)			23.025	<b>1'11.849</b>	p1
3)			25.687	<b>1'12.964</b>	Bp1
4)			6'54.525	<b>11'15.377</b>	p1
5)			21.246	<b>1'05.797</b>	p1
6)			21.460	<b>1'05.731</b>	p1
7)			30.434	<b>1'28.001</b>	Bp1
8)	14'07.161	15.833	22.225	<b>14'45.219</b>	p1
9)	29.482	15.089	21.487	<b>1'06.058</b>	p1
10)	28.935	14.932	21.150	<b>1'05.017</b>	p1
11)	28.702	14.903	21.151	<b>1'04.756</b>	p1
12)	28.524	14.875	21.007	<b>1'04.406</b>	p1
13)	28.345	14.837	20.969	<b>1'04.151</b>	p1
14)	28.339	14.807	20.863	<b>1'04.009</b>	p1
15)	28.445	15.149	26.594	<b>1'10.188</b>	Bp1
16)	28'13.217	17.936	22.075	<b>28'53.228</b>	p1
17)	29.141	15.138	21.171	<b>1'05.450</b>	p1
18)	28.650	14.891	20.995	<b>1'04.536</b>	p1
19)	28.492	14.783	20.865	<b>1'04.140</b>	p1
20)	28.307	14.799	20.840	<b>1'03.946</b>	p1
21)	28.282	14.835	20.862	<b>1'03.979</b>	p1
22)	28.248	14.804	20.846	<b>1'03.898</b>	p1
23)	28.257	15.143	21.928	<b>1'05.328</b>	p1
24)	29.452	14.927	21.042	<b>1'05.421</b>	p1
25)	28.338	14.773	20.784	<b>1'03.895</b>	p1
26)	28.209	14.870	25.222	<b>1'08.301</b>	Bp1
27)	7'53.586	15.487	24.920	<b>8'33.993</b>	p1
28)	29.150	14.974	21.305	<b>1'05.429</b>	p1
29)	28.627	14.866	21.062	<b>1'04.555</b>	p1
30)	28.410	14.885	21.072	<b>1'04.367</b>	p1
31)	28.442	14.847	20.974	<b>1'04.263</b>	p1
32)	28.333	14.767	20.965	<b>1'04.065</b>	p1
33)	28.562	14.892	20.921	<b>1'04.375</b>	p1
34)	28.412	14.813	20.999	<b>1'04.224</b>	p1
35)	32.437	18.065	35.274	<b>1'25.776</b>	Bp1
36)	35'53.314	16.348	22.136	<b>36'31.798</b>	p1
37)	29.261	15.333	24.372	<b>1'08.966</b>	p1
38)	29.066	15.022	21.164	<b>1'05.252</b>	p1
39)	28.675	14.916	21.238	<b>1'04.829</b>	p1
40)	28.715	14.864	21.133	<b>1'04.712</b>	p1
41)	28.402	14.818	21.384	<b>1'04.604</b>	p1
42)	21'08.586	16.861	22.786	<b>21'48.233</b>	p1
43)	29.379	15.275	21.416	<b>1'06.070</b>	p1
44)	28.678	14.912	20.978	<b>1'04.568</b>	p1
45)	28.531	14.893	21.046	<b>1'04.470</b>	p1
46)	28.421	14.796	20.871	<b>1'04.088</b>	p1
47)	46.388	20.454	21.157	<b>1'27.999</b>	p1
48)	28.583	14.869	20.764	<b>1'04.216</b>	p1
49)	28.253	14.816	20.843	<b>1'03.912</b>	p1
50)	28.301	14.732	20.929	<b>1'03.962</b>	p1
51)	28.299	14.799	21.014	<b>1'04.112</b>	p1
52)	28.378	14.794	20.989	<b>1'04.161</b>	p1
53)	28.540	14.778	24.518	<b>1'07.836</b>	Bp1
54)	14'27.754	15.752	21.578	<b>15'05.084</b>	p1
55)	28.653	14.882	20.935	<b>1'04.470</b>	p1

# CAMPIONATO ITALIANO FORMULA 3 TEST UFFICIALI



## ANALISI TEMPI SESSIONE MATTINO

LAP SETT.1 SETT.2 FINISH TIME

LAP SETT.1 SETT.2 FINISH TIME

36		EUROINTERNATIONAL			ITA
	EUROINTERNAT	MYGALE M10 F	E	CIF3	
1)	14'32.635	19.706	26.396	<b>5'12.404</b>	p1
2)	30.807	16.419	22.629	<b>1'09.855</b>	p1
3)	30.095	15.801	21.989	<b>1'07.885</b>	p1
4)	29.251	15.550	21.928	<b>1'06.729</b>	p1
5)	28.996	15.256	21.625	<b>1'05.877</b>	p1
6)	29.417	15.874	25.720	<b>1'11.011</b>	Bp1
7)	20'29.169	16.909	24.078	<b>21'10.156</b>	p1
8)	6'36.323	15.640	21.854	<b>7'13.817</b>	p1
9)	28.768	15.127	21.463	<b>1'05.358</b>	p1
10)	28.638	15.019	21.498	<b>1'05.155</b>	p1
11)	28.331	15.015	21.419	<b>1'04.765</b>	p1
12)	28.410	14.963	21.495	<b>1'04.868</b>	p1
13)	28.279	14.840	21.332	<b>1'04.451</b>	p1
14)	28.619	14.842	21.257	<b>1'04.718</b>	p1
15)	28.313	14.811	21.449	<b>1'04.573</b>	p1
16)	28.378	15.437	21.427	<b>1'05.242</b>	p1
17)	28.538	14.932	21.289	<b>1'04.759</b>	p1
18)	28.397	14.829	21.258	<b>1'04.484</b>	p1
19)	28.537	16.149	29.266	<b>1'13.952</b>	Bp1
20)	15'14.381	16.780	23.113	<b>15'54.274</b>	p1
21)	8'10.993	15.753	22.088	<b>8'48.834</b>	p1
22)	28.744	14.990	21.292	<b>1'05.026</b>	p1
23)	28.674	14.873	21.129	<b>1'04.676</b>	p1
24)	28.337	14.897	21.261	<b>1'04.495</b>	p1
25)	14'32.529	15.828	21.766	<b>15'10.123</b>	p1
26)	28.641	14.909	21.135	<b>1'04.685</b>	p1
27)	28.258	14.874	21.165	<b>1'04.297</b>	p1
28)	28.196	14.730	21.104	<b>1'04.030</b>	p1
29)	28.382	15.063	20.955	<b>1'04.400</b>	p1
30)	28.253	14.747	20.975	<b>1'03.975</b>	p1
31)	28.332	14.733	20.821	<b>1'03.886</b>	p1
32)	28.206	14.913	21.085	<b>1'04.204</b>	p1
33)	28.295	14.651	20.887	<b>1'03.833</b>	p1
34)	28.245	14.674	21.074	<b>1'03.993</b>	p1
35)	28.791	14.860	25.032	<b>1'08.683</b>	Bp1
36)	34'35.194	16.730	21.938	<b>35'13.862</b>	p1
37)	28.830	15.080	21.500	<b>1'05.410</b>	p1
38)	28.540	14.898	21.042	<b>1'04.480</b>	p1
39)	28.419	14.786	21.159	<b>1'04.364</b>	p1
40)	28.495	15.029	24.264	<b>1'07.788</b>	Bp1
41)	13'29.007	17.039	23.002	<b>14'09.048</b>	p1
42)	29.489	17.301	21.771	<b>1'08.561</b>	p1
43)	28.631	14.985	21.046	<b>1'04.662</b>	p1
44)	28.222	15.161	21.163	<b>1'04.546</b>	p1
45)	28.390	16.461	21.847	<b>1'06.698</b>	p1
46)	28.403	14.744	20.946	<b>1'04.093</b>	p1
47)	20'32.194	15.275	21.619	<b>21'09.088</b>	p1
48)	28.681	14.917	21.112	<b>1'04.710</b>	p1
49)	28.511	14.948	20.971	<b>1'04.430</b>	p1
50)	28.295	18.717	21.684	<b>1'08.696</b>	p1
51)	28.253	15.249	21.097	<b>1'04.599</b>	p1
52)	28.306	14.750	20.888	<b>1'03.944</b>	p1
53)	28.247	14.685	20.793	<b>1'03.725</b>	p1
54)	28.627	17.004	22.267	<b>1'07.898</b>	p1
55)	28.581	14.757	20.894	<b>1'04.232</b>	p1



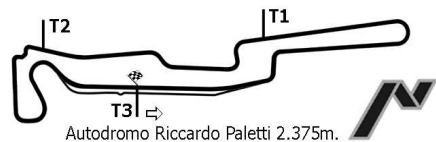
---

<i>LAP</i>	<i>SETT.1</i>	<i>SETT.2</i>	<i>FINISH</i>	<i>TIME</i>
56)	28.372	14.697	21.482	<b>1'04.551</b> p1
57)	28.166	14.677	20.867	<b>1'03.710</b> p1
58)	28.179	14.716	20.818	<b>1'03.713</b> p1
59)	28.199	14.876	20.999	<b>1'04.074</b> p1
60)	28.560	14.727	21.031	<b>1'04.318</b> p1
61)	28.616	15.021	24.225	<b>1'07.862</b> Bp1

---

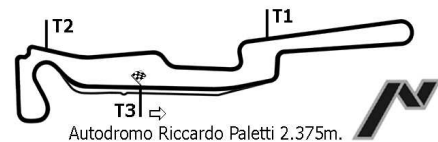
<i>LAP</i>	<i>SETT.1</i>	<i>SETT.2</i>	<i>FINISH</i>	<i>TIME</i>
------------	---------------	---------------	---------------	-------------

# CAMPIONATO ITALIANO FORMULA 3 TEST UFFICIALI



Autodromo Riccardo Paletti 2.375m.

## ANALISI TEMPISESSIONE MATTINO



Autodromo Riccardo Paletti 2.375m.


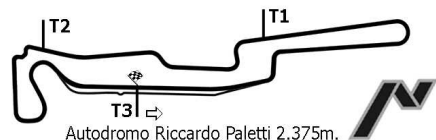
LAP    SETT.1    SETT.2    FINISH    TIME

LAP    SETT.1    SETT.2    FINISH    TIME

**39**    **ROCCO LUCIA**    ITA  
SC. VICTORIA    MYGALE M10 F    CIF3

1)	28'28.246	17.013	22.750	<b>12'23.246</b>	p1
2)	19'49.531	15.666	22.397	<b>20'27.594</b>	p1
3)	29.227	15.988	22.682	<b>1'07.897</b>	p1
4)	29.202	15.494	21.835	<b>1'06.531</b>	p1
5)	29.227	15.241	21.746	<b>1'06.214</b>	p1
6)	29.104	16.471	22.092	<b>1'07.667</b>	p1
7)	28.973	15.283	21.289	<b>1'05.545</b>	p1
8)	29.040	15.058	21.611	<b>1'05.709</b>	p1
9)	28.800	15.696	21.607	<b>1'06.103</b>	p1
10)	28.993	15.361	21.435	<b>1'05.789</b>	p1
11)	29.481	15.524	27.707	<b>1'12.712</b>	Bp1
12)	16'03.832	15.979	22.037	<b>:16'41.848</b>	p1
13)	29.556	15.539	21.889	<b>1'06.984</b>	p1
14)	29.490	15.425	21.798	<b>1'06.713</b>	p1
15)	29.482	15.305	21.496	<b>1'06.283</b>	p1
16)	29.200	15.378	21.637	<b>1'06.215</b>	p1
17)	29.089	15.238	21.393	<b>1'05.720</b>	p1
18)	29.159	15.273	21.664	<b>1'06.096</b>	p1
19)	29.283	15.354	21.783	<b>1'06.420</b>	p1
20)	34.296	22.250	32.342	<b>1'28.888</b>	Bp1

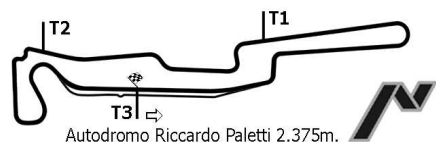
# CAMPIONATO ITALIANO FORMULA 3 TEST UFFICIALI




## ANALISI TEMPI SESSIONE MATTINO

	LAP	SETT.1	SETT.2	FINISH	TIME		
<b>46</b>	<b>TBA</b>					ITA	
	EUROPA CORSE DALLARA F310					E	CIF3
1)	22'47.729	21.986	8'32.819	<b>8'04.677</b>	Bp1		
2)	55'33.187	18.767	25.134	<b>56'17.088</b>	p1		
3)	32.507	17.284	23.721	<b>1'13.512</b>	p1		
4)	6'31.626	17.516	23.722	<b>7'12.864</b>	p1		
5)	31.069	16.303	22.900	<b>1'10.272</b>	p1		
6)	6'52.734	16.717	22.785	<b>7'32.236</b>	p1		
7)	30.238	15.842	22.203	<b>1'08.283</b>	p1		
8)	29.887	15.930	22.185	<b>1'08.002</b>	p1		
9)	29.673	15.742	22.490	<b>1'07.905</b>	p1		
10)	29.532	15.765	21.972	<b>1'07.269</b>	p1		
11)	29.682	15.569	21.936	<b>1'07.187</b>	p1		
12)	29.840	15.608	22.048	<b>1'07.496</b>	p1		
13)	29.847	15.529	21.969	<b>1'07.345</b>	p1		
14)	30.208	15.485	22.089	<b>1'07.782</b>	p1		
15)	30.525	15.743	27.436	<b>1'13.704</b>	Bp1		
16)	12'01.586	16.191	22.417	<b>12'40.194</b>	p1		
17)	29.840	15.290	21.782	<b>1'06.912</b>	p1		
18)	29.305	15.542	21.846	<b>1'06.693</b>	p1		
19)	29.827	15.396	21.689	<b>1'06.912</b>	p1		
20)	29.801	15.323	21.691	<b>1'06.815</b>	p1		
21)	29.252	15.345	21.644	<b>1'06.241</b>	p1		
22)	29.291	15.352	21.691	<b>1'06.334</b>	p1		
23)	29.341	15.226	21.751	<b>1'06.318</b>	p1		
24)	29.256	15.320	21.589	<b>1'06.165</b>	p1		
25)	33.317	15.564	27.450	<b>1'16.331</b>	Bp1		
26)	30'41.875	17.931	24.344	<b>31'24.150</b>	p1		
27)	31.091	15.983	22.826	<b>1'09.900</b>	p1		
28)	29.656	15.622	21.925	<b>1'07.203</b>	p1		
29)	29.361	15.448	21.597	<b>1'06.406</b>	p1		
30)	29.187	15.417	21.501	<b>1'06.105</b>	p1		
31)	29.208	15.256	21.507	<b>1'05.971</b>	p1		
32)	20'32.569	15.856	22.319	<b>21'10.744</b>	p1		
33)	29.529	15.397	21.587	<b>1'06.513</b>	p1		
34)	29.246	15.391	21.892	<b>1'06.529</b>	p1		
35)	29.353	17.816	21.687	<b>1'08.856</b>	p1		
36)	29.099	15.305	21.549	<b>1'05.953</b>	p1		
37)	29.510	15.163	21.689	<b>1'06.362</b>	p1		
38)	29.124	15.149	21.528	<b>1'05.801</b>	p1		
39)	29.744	15.162	21.514	<b>1'06.420</b>	p1		
40)	28.949	15.218	21.558	<b>1'05.725</b>	p1		
41)	29.059	15.487	21.343	<b>1'05.889</b>	p1		
42)	28.878	18.197	28.144	<b>1'15.219</b>	Bp1		

# CAMPIONATO ITALIANO FORMULA 3 TEST UFFICIALI



## ANALISI TEMPISESSIONE MATTINO



LAP SETT.1 SETT.2 FINISH TIME

LAP SETT.1 SETT.2 FINISH TIME


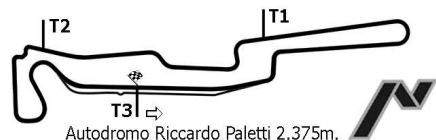
### 49 VALORI Ronnie

ITA

B.V.E. RACIN MYGALE M09 F E CIF3

1)	50'14.590	15.925	22.218	<b>1'08.911</b>	p1
2)	29.942	15.646	21.869	<b>1'07.457</b>	p1
3)	29.380	16.683	22.092	<b>1'08.155</b>	p1
4)	29.227	15.306	21.510	<b>1'06.043</b>	p1
5)	29.146	15.114	21.660	<b>1'05.920</b>	p1
6)	29.090	15.020	21.360	<b>1'05.470</b>	p1
7)	29.132	15.144	26.558	<b>1'10.834</b>	Bp1
8)	05'08.609	17.343	23.190	<b>:05'49.142</b>	p1
9)	30.149	15.597	21.897	<b>1'07.643</b>	p1
10)	29.632	15.338	21.615	<b>1'06.585</b>	p1
11)	29.175	15.203	21.518	<b>1'05.896</b>	p1
12)	29.065	15.070	21.374	<b>1'05.509</b>	p1
13)	28.949	14.999	21.955	<b>1'05.903</b>	p1
14)	28.914	15.074	21.499	<b>1'05.487</b>	p1
15)	29.249	14.958	21.368	<b>1'05.575</b>	p1
16)	29.034	15.140	21.456	<b>1'05.630</b>	p1
17)	29.161	15.071	21.420	<b>1'05.652</b>	p1
18)	29.108	14.998	21.548	<b>1'05.654</b>	p1
19)	29.068	15.063	21.452	<b>1'05.583</b>	p1
20)	32.555	15.081	21.512	<b>1'09.148</b>	p1
21)	28.951	15.057	26.753	<b>1'10.761</b>	Bp1
22)	12'27.526	16.437	22.957	<b>13'06.920</b>	p1
23)	29.490	15.325	21.657	<b>1'06.472</b>	p1
24)	29.684	15.219	21.946	<b>1'06.849</b>	p1
25)	29.314	15.313	21.410	<b>1'06.037</b>	p1
26)	29.277	15.019	21.614	<b>1'05.910</b>	p1
27)	34.064	15.495	21.778	<b>1'11.337</b>	p1

# CAMPIONATO ITALIANO FORMULA 3 TEST UFFICIALI



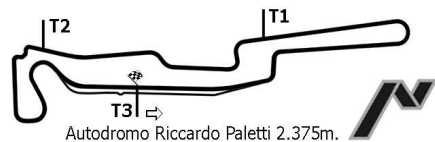
## ANALISI TEMPISESSIONE MATTINO

LAP SETT.1 SETT.2 FINISH TIME

LAP SETT.1 SETT.2 FINISH TIME

50	LUCIDI MOTORS SRL			ITA
	LUCIDI MOTOR	DALLARA F308	E	CIF3
1)	13'40.402	18.283	24.413	<b>1'18.379</b> p1
2)	32.286	17.062	24.895	<b>1'14.243</b> p1
3)	33.625	17.496	23.975	<b>1'15.096</b> p1
4)	32.887	16.660	23.527	<b>1'13.074</b> p1
5)	30.644	16.071	22.618	<b>1'09.333</b> p1
6)	30.211	15.703	22.321	<b>1'08.235</b> p1
7)	29.658	16.453	28.542	<b>1'14.653</b> Bp1
8)	11'20.099	16.450	22.641	<b>11'59.190</b> p1
9)	29.736	15.427	22.779	<b>1'07.942</b> p1
10)	31.727	15.865	22.104	<b>1'09.696</b> p1
11)	29.561	15.290	21.928	<b>1'06.779</b> p1
12)	29.647	15.197	21.473	<b>1'06.317</b> p1
13)	29.257	15.354	21.704	<b>1'06.315</b> p1
14)	29.766	15.186	21.372	<b>1'06.324</b> p1
15)	29.062	15.229	21.596	<b>1'05.887</b> p1
16)	29.053	15.316	26.730	<b>1'11.099</b> Bp1
17)	23'58.960	15.622	22.236	<b>24'36.818</b> p1
18)	29.274	15.129	21.646	<b>1'06.049</b> p1
19)	29.012	15.431	21.594	<b>1'06.037</b> p1
20)	28.921	15.053	21.665	<b>1'05.639</b> p1
21)	28.955	15.218	21.628	<b>1'05.801</b> p1
22)	28.956	14.965	21.642	<b>1'05.563</b> p1
23)	28.906	15.331	21.490	<b>1'05.727</b> p1
24)	28.816	15.169	21.346	<b>1'05.331</b> p1
25)	29.270	14.962	25.762	<b>1'09.994</b> Bp1
26)	44'52.812	16.242	22.656	<b>45'31.710</b> p1
27)	30.133	15.296	21.508	<b>1'06.937</b> p1
28)	29.180	15.075	21.248	<b>1'05.503</b> p1
29)	28.921	15.086	21.150	<b>1'05.157</b> p1
30)	28.869	15.058	21.218	<b>1'05.145</b> p1
31)	29.014	15.071	21.454	<b>1'05.539</b> p1
32)	28.958	15.308	21.286	<b>1'05.552</b> p1
33)	29.050	15.005	21.145	<b>1'05.200</b> p1
34)	28.680	15.296	21.397	<b>1'05.373</b> p1
35)	29.650	15.061	21.195	<b>1'05.906</b> p1
36)	29.102	15.021	21.246	<b>1'05.369</b> p1
37)	29.111	15.347	24.331	<b>1'08.789</b> p1
38)	28.962	15.115	27.240	<b>1'11.317</b> Bp1
39)	15'34.004	16.173	22.414	<b>16'12.591</b> p1
40)	30.137	15.387	21.638	<b>1'07.162</b> p1
41)	29.114	15.119	21.449	<b>1'05.682</b> p1
42)	28.891	14.889	21.241	<b>1'05.021</b> p1
43)	28.785	14.948	21.195	<b>1'04.928</b> p1
44)	28.662	14.950	21.154	<b>1'04.766</b> p1
45)	44'56.816	17.509	21.722	<b>45'36.047</b> p1
46)	28.814	15.188	21.191	<b>1'05.193</b> p1
47)	28.709	15.041	21.104	<b>1'04.854</b> p1
48)	28.671	15.077	22.007	<b>1'05.755</b> p1
49)	28.668	15.297	21.291	<b>1'05.256</b> p1
50)	28.426	15.034	21.421	<b>1'04.881</b> p1
51)	28.799	14.933	21.445	<b>1'05.177</b> p1
52)	28.611	15.266	21.412	<b>1'05.289</b> p1
53)	28.537	14.881	21.514	<b>1'04.932</b> p1
54)	29.994	15.023	27.062	<b>1'12.079</b> Bp1

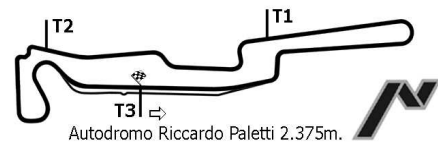
**CAMPIONATO ITALIANO FORMULA 3  
TEST UFFICIALI**



Autodromo Riccardo Paletti 2.375m.

LAP    SETT.1    SETT.2    FINISH    TIME

**ANALISI TEMPISESSIONE MATTINO**



Autodromo Riccardo Paletti 2.375m.

LAP    SETT.1    SETT.2    FINISH    TIME

Esposta ore:

Il DSC: Rapi Andrea