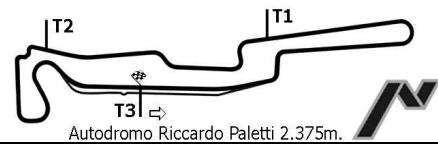


# Open Pit Lane 31/01/2009

## ANALISI DEI TEMPI OPL 31/01/2009



Autodromo Riccardo Paletti 2.375m.

Autodromo Riccardo Paletti 2.375m.

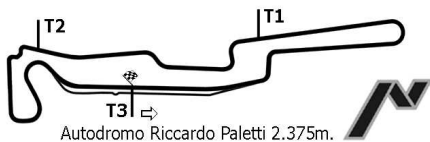
GIRO    SETT.1    SETT.2    FINISH    TEMPO

GIRO    SETT.1    SETT.2    FINISH    TEMPO

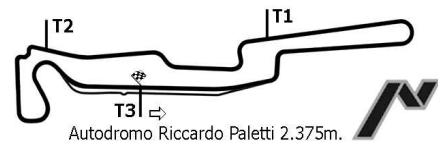
### 1    ZILLI Riccardo

BMW Z3 M

1)	10'20.687	22.988	30.022	<b>1'33.703</b>
2)	39.557	22.224	29.505	<b>1'31.286</b>
3)	38.749	22.053	29.442	<b>1'30.244</b>
4)	39.522	22.138	30.300	<b>1'31.960</b>
5)	38.713	21.495	28.792	<b>1'29.000</b>
6)				<b>1'27.267</b>
7)	37.186	21.186	28.574	<b>1'26.946</b>
8)	37.710	20.879	27.949	<b>1'26.538</b>
9)	35'03.191	23.235	31.690	<b>35'58.116</b>
10)			28.295	<b>1'29.498</b>
11)			27.828	<b>1'25.753</b>
12)	37.779	21.039	27.952	<b>1'26.770</b>
13)	36.940	21.856	28.562	<b>1'27.358</b>
14)	36.786	20.549	27.632	<b>1'24.967</b>
15)	11'16.371	21.255	27.876	<b>12'05.502</b>
16)	37.277	37.384	35.911	<b>1'50.572</b>
17)	38.567	21.275	28.032	<b>1'27.874</b>
18)	37.542	20.861	28.089	<b>1'26.492</b>
19)	26'52.997	22.404	30.831	<b>27'46.232</b>
20)	39.192	21.411	28.601	<b>1'29.204</b>
21)	37.427	20.934	28.130	<b>1'26.491</b>
22)	37.058	20.595	27.724	<b>1'25.377</b>



# Open Pit Lane 31/01/2009



## ANALISI DEI TEMPI OPL 31/01/2009

Autodromo Riccardo Paletti 2.375m.

Autodromo Riccardo Paletti 2.375m.

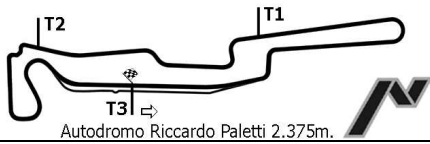
GIRO    SETT.1    SETT.2    FINISH    TEMPO

GIRO    SETT.1    SETT.2    FINISH    TEMPO

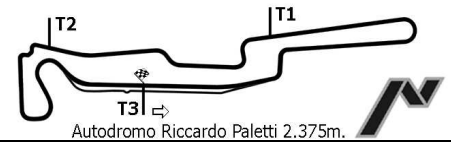
### 2    FRASCHINI Paolo

OPEL GT

1)	10'09.200	20.826	27.478	<b>1'26.303</b>
2)	37.040	20.676	27.763	<b>1'25.479</b>
3)	39.958	21.938	28.191	<b>1'30.087</b>
4)	37.764	24.135	36.648	<b>1'38.547</b>
5)	45.977	21.896	29.813	<b>1'37.686</b>
6)	37.246	20.525	27.540	<b>1'25.311</b>
7)	36.736	20.270	27.343	<b>1'24.349</b>
8)	37.189	20.336	27.634	<b>1'25.159</b>
9)	16'23.724	21.808	27.544	<b>17'13.076</b>
10)	37.208	20.434	27.504	<b>1'25.146</b>
11)	37.646	20.373	27.490	<b>1'25.509</b>
12)	37.629	20.432	27.341	<b>1'25.402</b>
13)	12'24.003	24.498	33.090	<b>13'21.591</b>
14)	41.280	22.409	28.702	<b>1'32.391</b>
15)	36.993	21.665	29.022	<b>1'27.680</b>
16)	41.039	20.614	27.781	<b>1'29.434</b>
17)	36.599	20.181	27.117	<b>1'23.897</b>
18)	36.959	20.118	27.530	<b>1'24.607</b>
19)	37.278	20.101	27.235	<b>1'24.614</b>
20)	43'41.718	24.607	38.029	<b>44'44.354</b>
21)	37.598	25.687	29.332	<b>1'32.617</b>
22)	37.922	20.252	27.696	<b>1'25.870</b>
23)	36.352	20.197	27.068	<b>1'23.617</b>
24)	36.799	21.878	29.601	<b>1'28.278</b>
25)	36.651	20.333	27.015	<b>1'23.999</b>
26)	36.207	20.169	27.202	<b>1'23.578</b>



# Open Pit Lane 31/01/2009



## ANALISI DEI TEMPI OPL 31/01/2009

Autodromo Riccardo Paletti 2.375m.

Autodromo Riccardo Paletti 2.375m.

GIRO    SETT.1    SETT.2    FINISH    TEMPO

GIRO    SETT.1    SETT.2    FINISH    TEMPO

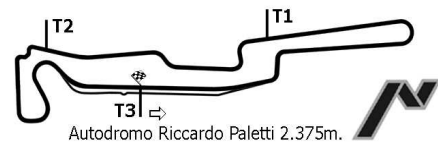
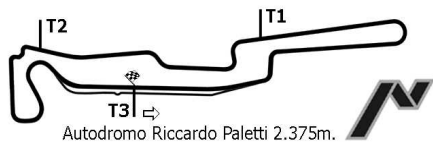
### 3    **GAIOTTO Paolo**

PORSCHE 997

1)	39'01.573	20.651	27.809	<b>1'24.841</b>
2)	36.108	20.706	26.959	<b>1'23.773</b>
3)	35.810	20.552	27.247	<b>1'23.609</b>
4)	5'25.283	21.218	26.995	<b>6'13.496</b>
5)	34.888	19.903	26.449	<b>1'21.240</b>
6)	34.823	19.553	26.563	<b>1'20.939</b>
7)	34.689	19.926	27.203	<b>1'21.818</b>
8)	34.496	19.508	26.624	<b>1'20.628</b>
9)	34.200	19.192	27.442	<b>1'20.834</b>
10)	34.877	21.349	26.252	<b>1'22.478</b>
11)	35.056	19.853	26.931	<b>1'21.840</b>
12)	35.364	21.714	26.070	<b>1'23.148</b>
13)	34.673	21.477	26.605	<b>1'22.755</b>
14)	36.250	22.442	26.181	<b>1'24.873</b>
15)	36.146	21.409	26.770	<b>1'24.325</b>
16)	34.805	23.430	35.704	<b>1'33.939</b>
17)	37.059	20.719	27.285	<b>1'25.063</b>
18)	36.077	20.032	27.674	<b>1'23.783</b>
19)	28'05.995	20.306	26.186	<b>28'52.487</b>
20)	40.012	19.977	29.774	<b>1'29.763</b>
21)	35.728	19.183	25.872	<b>1'20.783</b>
22)	34.237	19.226	25.899	<b>1'19.362</b>
23)	36.449	18.952	26.010	<b>1'21.411</b>

## Open Pit Lane 31/01/2009

### ANALISI DEI TEMPI OPL 31/01/2009



Autodromo Riccardo Paletti 2.375m.

Autodromo Riccardo Paletti 2.375m.

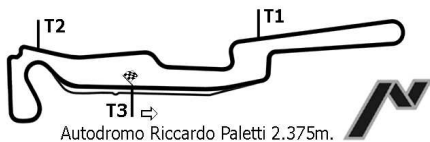
GIRO    SETT.1    SETT.2    FINISH    TEMPO

GIRO    SETT.1    SETT.2    FINISH    TEMPO

#### 39    FINCO Italo


PORSCHE 996

1)	00'33.517	21.617	29.114	<b>1'27.787</b>
2)	36.994	20.997	29.710	<b>1'27.701</b>
3)	14'12.087	23.363	31.098	<b>15'06.548</b>
4)	37.840	21.308	29.128	<b>1'28.276</b>
5)	37.358	20.926	29.008	<b>1'27.292</b>
6)	36.847	21.315	28.502	<b>1'26.664</b>
7)	17'19.369	23.066	30.516	<b>18'12.951</b>
8)	36.533	20.610	29.264	<b>1'26.407</b>
9)	20'20.153	23.931	29.989	<b>21'14.073</b>
10)	36.648	21.117	28.726	<b>1'26.491</b>
11)	36.815	20.521	27.947	<b>1'25.283</b>
12)	36.388	21.535	28.437	<b>1'26.360</b>



## Open Pit Lane 31/01/2009

### ANALISI DEI TEMPI OPL 31/01/2009



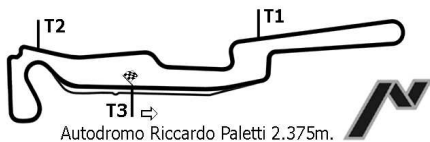
GIRO    SETT.1    SETT.2    FINISH    TEMPO

GIRO    SETT.1    SETT.2    FINISH    TEMPO

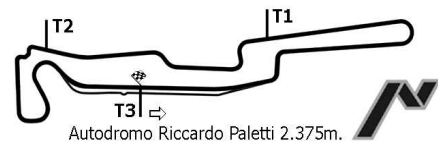
#### 41    **BAGATTI Marco**

PORSCHE TURB

1)	55'35.636	20.737	27.042	<b>1'23.116</b>
2)	36.095	20.638	27.162	<b>1'23.895</b>
3)	36.107	20.393	27.808	<b>1'24.308</b>
4)	35.778	20.238	27.766	<b>1'23.782</b>
5)	36.853	20.425	27.562	<b>1'24.840</b>
6)	37.585	21.636	27.305	<b>1'26.526</b>
7)	35.729	19.987	27.106	<b>1'22.822</b>
8)	56'52.674	22.608	26.320	<b>57'41.602</b>
9)	36.081	21.204	26.949	<b>1'24.234</b>
10)	34.613	20.608	27.285	<b>1'22.506</b>
11)	36.497	19.599	27.150	<b>1'23.246</b>
12)	36.052	20.128	27.591	<b>1'23.771</b>
13)	9'09.717	24.099	27.432	<b>10'01.248</b>
14)	36.466	20.491	28.379	<b>1'25.336</b>
15)	37.047	20.549	29.097	<b>1'26.693</b>



# Open Pit Lane 31/01/2009



## ANALISI DEI TEMPI OPL 31/01/2009

Autodromo Riccardo Paletti 2.375m.

Autodromo Riccardo Paletti 2.375m.

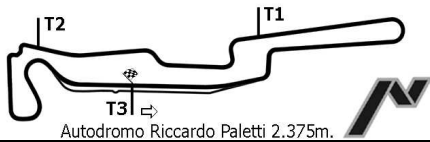
GIRO    SETT.1    SETT.2    FINISH    TEMPO

GIRO    SETT.1    SETT.2    FINISH    TEMPO

### 42 LAURIA Salvatore

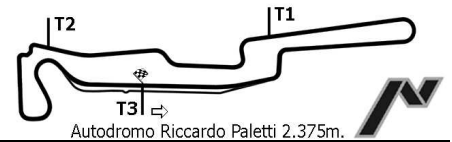
PEUGEOT 106

1)				<b>1'40.547</b>
2)	18'11.156	24.554	30.706	<b>19'06.416</b>
3)	41.523	23.679	30.739	<b>1'35.941</b>
4)	40.682	23.710	30.167	<b>1'34.559</b>
5)	40.721	25.393	29.880	<b>1'35.994</b>
6)	40.818	23.343	30.401	<b>1'34.562</b>
7)	27'53.112	23.925	29.890	<b>28'46.927</b>
8)	41.171	21.141	29.130	<b>1'31.442</b>
9)	39.656	20.965	28.696	<b>1'29.317</b>
10)	40.007	22.135	28.731	<b>1'30.873</b>
11)	39.496	21.196	28.333	<b>1'29.025</b>
12)	39.782	21.349	29.893	<b>1'31.024</b>
13)	40.779	22.104	29.990	<b>1'32.873</b>
14)	10'04.529	23.354	30.200	<b>10'58.083</b>
15)	39.947	21.462	29.312	<b>1'30.721</b>
16)	39.689	21.431	29.057	<b>1'30.177</b>
17)	16'55.464	25.176	32.573	<b>17'53.213</b>
18)	40.114	21.834	28.971	<b>1'30.919</b>
19)	9'50.713	22.192	29.001	<b>10'41.906</b>
20)	40.747	22.747	29.298	<b>1'32.792</b>
21)	40.211	20.753	28.145	<b>1'29.109</b>
22)	38.761	20.946	28.197	<b>1'27.904</b>
23)	39.271	21.047	31.456	<b>1'31.774</b>
24)	39.010	21.519	28.442	<b>1'28.971</b>
25)	12'45.024	24.110	30.369	<b>13'39.503</b>
26)	39.668	21.463	28.907	<b>1'30.038</b>
27)	39.377	21.006	28.575	<b>1'28.958</b>
28)	39.649	20.952	29.165	<b>1'29.766</b>
29)	40.199	22.307	29.132	<b>1'31.638</b>
30)	39.129	21.159	29.011	<b>1'29.299</b>
31)	39.450	21.438	28.833	<b>1'29.721</b>
32)	39.447	21.955	29.013	<b>1'30.415</b>



# Open Pit Lane 31/01/2009

## ANALISI DEI TEMPI OPL 31/01/2009



Autodromo Riccardo Paletti 2.375m.

Autodromo Riccardo Paletti 2.375m.

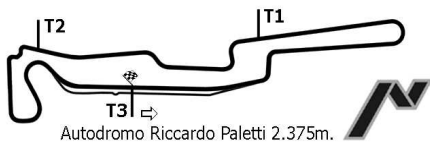
GIRO    SETT.1    SETT.2    FINISH    TEMPO

GIRO    SETT.1    SETT.2    FINISH    TEMPO

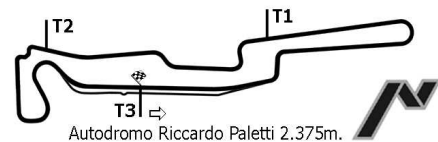
### 44    VIOLETTA Alessio

CITROEN SAXO

1)	56'24.341	22.870	30.762	<b>1'34.438</b>
2)	3'59.352	22.529	29.386	<b>4'51.267</b>
3)	6'04.135	23.760	30.303	<b>6'58.198</b>
4)	41.763	22.740	30.992	<b>1'35.495</b>
5)	40.138	22.350	29.457	<b>1'31.945</b>
6)	6'07.394	22.139	29.829	<b>6'59.362</b>
7)	39.899	21.624	30.198	<b>1'31.721</b>
8)	44.254	28.823	30.280	<b>1'43.357</b>
9)	40.192	21.485	29.944	<b>1'31.621</b>
10)	3'45.992	29.536	29.612	<b>4'45.140</b>
11)	40.027	22.142	30.299	<b>1'32.468</b>
12)	25'06.414	23.507	30.205	<b>26'00.126</b>
13)	40.651	21.547	29.974	<b>1'32.172</b>
14)	41.213	21.407	28.747	<b>1'31.367</b>
15)	40.137	22.521	28.749	<b>1'31.407</b>
16)	39.869	23.472	29.883	<b>1'33.224</b>
17)	42.528	21.578	29.440	<b>1'33.546</b>
18)	13'02.940	22.127	29.842	<b>13'54.909</b>
19)	40.726	21.983	29.748	<b>1'32.457</b>
20)	41.080	21.970	29.140	<b>1'32.190</b>
21)	15'54.835	21.525	29.429	<b>16'45.789</b>
22)	40.622	21.334	28.995	<b>1'30.951</b>
23)	40.059	21.403	28.872	<b>1'30.334</b>
24)	39.888	21.602	28.826	<b>1'30.316</b>
25)	7'59.115	23.830	31.939	<b>8'54.884</b>
26)	4'29.426	22.243	31.434	<b>5'23.103</b>
27)	39.941	23.074	29.277	<b>1'32.292</b>



# Open Pit Lane 31/01/2009



## ANALISI DEI TEMPI OPL 31/01/2009

Autodromo Riccardo Paletti 2.375m.

Autodromo Riccardo Paletti 2.375m.

GIRO    SETT.1    SETT.2    FINISH    TEMPO

GIRO    SETT.1    SETT.2    FINISH    TEMPO

### 47    MAMBRETTI Lorenzo

PEUGEOT 106

1)	57'33.317	24.920	35.072	<b>1'44.356</b>
2)	43.119	25.044	38.477	<b>1'46.640</b>
3)	41.885	23.214	31.879	<b>1'36.978</b>
4)	41.679	23.161	31.431	<b>1'36.271</b>
5)	41.641	25.822	31.959	<b>1'39.422</b>
6)	42.281	23.911	36.970	<b>1'43.162</b>
7)	42.713	23.230	32.660	<b>1'38.603</b>
8)	42.985	23.152	34.048	<b>1'40.185</b>
9)	44.490	24.064	31.441	<b>1'39.995</b>
10)	43.677	23.746	36.333	<b>1'43.756</b>
11)	4'50.366	23.322	33.065	<b>5'46.753</b>
12)	42.978	22.315	31.400	<b>1'36.693</b>
13)	43.802	23.227	32.699	<b>1'39.728</b>
14)	32'42.712	23.522	30.284	<b>33'36.518</b>
15)	43.000	21.608	30.984	<b>1'35.592</b>
16)	40.526	21.946	30.738	<b>1'33.210</b>
17)	41.216	22.108	30.131	<b>1'33.455</b>
18)	41.339	24.265	30.062	<b>1'35.666</b>
19)	43.999	21.944	30.171	<b>1'36.114</b>
20)	58.972	22.182	30.388	<b>1'51.542</b>
21)	41.425	22.059	29.732	<b>1'33.216</b>
22)	10'15.662	22.845	33.306	<b>11'11.813</b>
23)	44.188	23.862	30.270	<b>1'38.320</b>
24)	17'42.286	22.806	31.429	<b>18'36.521</b>
25)	41.083	21.726	30.565	<b>1'33.374</b>
26)	40.843	22.130	30.437	<b>1'33.410</b>





# Open Pit Lane 31/01/2009



## ANALISI DEI TEMPI OPL 31/01/2009

Autodromo Riccardo Paletti 2.375m.

Autodromo Riccardo Paletti 2.375m.

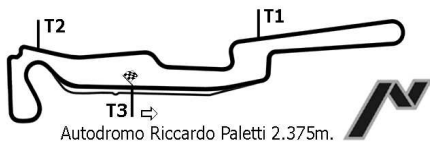
GIRO SETT.1 SETT.2 FINISH TEMPO

GIRO SETT.1 SETT.2 FINISH TEMPO

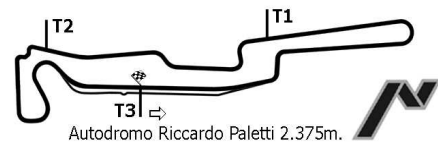
### 52 MARCHETTO Marco

CITROEN SAXO

1)	00'43.717	21.202	29.973	<b>1'31.522</b>
2)	39.706	21.230	28.534	<b>1'29.470</b>
3)	39.245	20.836	29.336	<b>1'29.417</b>
4)	38.745	21.247	28.800	<b>1'28.792</b>
5)	38.558	20.704	28.534	<b>1'27.796</b>
6)	38.318	20.811	28.294	<b>1'27.423</b>
7)	38.609	20.853	28.665	<b>1'28.127</b>
8)	5'31.697	22.288	28.761	<b>6'22.746</b>
9)	38.865	20.777	28.219	<b>1'27.861</b>
10)	38.275	20.675	28.558	<b>1'27.508</b>
11)	38.901	20.801	28.291	<b>1'27.993</b>
12)	38.488	20.835	28.249	<b>1'27.572</b>
13)	38.853	21.589	28.871	<b>1'29.313</b>
14)	38.406	20.611	28.720	<b>1'27.737</b>
15)	38.969	20.773	28.371	<b>1'28.113</b>
16)	43.071	23.320	29.858	<b>1'36.249</b>
17)	7'07.079	24.651	31.087	<b>8'02.817</b>
18)	43.320	21.334	30.264	<b>1'34.918</b>
19)	39.233	22.367	28.464	<b>1'30.064</b>
20)	39.501	20.957	28.384	<b>1'28.842</b>
21)	39.218	21.684	30.306	<b>1'31.208</b>
22)	5'28.198	24.801	29.724	<b>6'22.723</b>
23)	38.794	21.729	28.475	<b>1'28.998</b>
24)	38.715	21.304	28.293	<b>1'28.312</b>
25)	39.235	20.979	28.942	<b>1'29.156</b>
26)	38.610	20.929	28.934	<b>1'28.473</b>
27)	39.891	22.096	28.285	<b>1'30.272</b>
28)	39.157	21.051	29.493	<b>1'29.701</b>
29)	39.680	21.612	28.104	<b>1'29.396</b>
30)	39.314	21.855	28.123	<b>1'29.292</b>
31)	41.351	24.377	30.641	<b>1'36.369</b>
32)	35'05.418	22.557	34.174	<b>36'02.149</b>
33)	39.582	20.966	28.512	<b>1'29.060</b>
34)	39.020	20.883	28.232	<b>1'28.135</b>
35)	38.822	20.881	28.751	<b>1'28.454</b>
36)	5'24.672	21.721	28.827	<b>6'15.220</b>
37)	38.460	20.542	27.671	<b>1'26.673</b>
38)	38.242	20.739	27.874	<b>1'26.855</b>
39)	37.990	20.513	27.723	<b>1'26.226</b>
40)	38.344	24.226	28.897	<b>1'31.467</b>
41)	38.061	20.594	29.710	<b>1'28.365</b>
42)	39.192	20.832	27.865	<b>1'27.889</b>



# Open Pit Lane 31/01/2009



## ANALISI DEI TEMPI OPL 31/01/2009

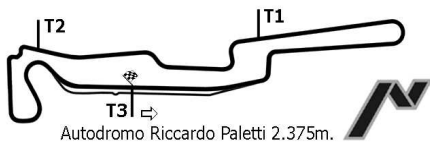
Autodromo Riccardo Paletti 2.375m.

Autodromo Riccardo Paletti 2.375m.

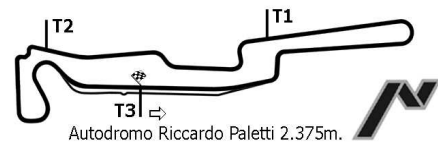
	GIRO	SETT.1	SETT.2	FINISH	TEMPO
<b>58</b>	<b>GRECI Danilo</b>				
	MERCEDES SLK				

	GIRO	SETT.1	SETT.2	FINISH	TEMPO
56)	36.055	20.357	29.036	<b>1'25.448</b>	
57)	51.078	25.755	36.106	<b>1'52.939</b>	

1)	31'33.356	21.349	28.695	<b>1'31.934</b>
2)	36.304	20.228	27.000	<b>1'23.532</b>
3)	35.988	19.918	27.216	<b>1'23.122</b>
4)	35.894	20.452	27.649	<b>1'23.995</b>
5)	36.108	21.816	27.402	<b>1'25.326</b>
6)	35.807	20.173	27.460	<b>1'23.440</b>
7)	37.349	21.473	27.563	<b>1'26.385</b>
8)	36.322	20.057	27.136	<b>1'23.515</b>
9)	36.578	20.799	28.081	<b>1'25.458</b>
10)	36.788	21.547	33.050	<b>1'31.385</b>
11)	54.200	28.153	34.612	<b>1'56.965</b>
12)	51.563	29.263	34.472	<b>1'55.298</b>
13)	50.072	27.599	30.240	<b>1'47.911</b>
14)	36.418	20.733	27.559	<b>1'24.710</b>
15)	36.231	20.127	27.540	<b>1'23.898</b>
16)	35.787	20.179	27.319	<b>1'23.285</b>
17)	36.521	20.273	27.373	<b>1'24.167</b>
18)	36.885	20.693	27.439	<b>1'25.017</b>
19)	35.992	20.173	28.953	<b>1'25.118</b>
20)	36.013	20.280	28.115	<b>1'24.408</b>
21)	36.158	21.833	27.852	<b>1'25.843</b>
22)	37.823	21.703	31.545	<b>1'31.071</b>
23)	50.929	27.742	35.857	<b>1'54.528</b>
24)	52.634	28.729	36.743	<b>1'58.106</b>
25)	49.618	26.749	33.880	<b>1'50.247</b>
26)	46.124	25.756	34.632	<b>1'46.512</b>
27)	50.472	25.847	30.870	<b>1'47.189</b>
28)	37.889	19.934	28.030	<b>1'25.853</b>
29)	36.495	20.800	27.592	<b>1'24.887</b>
30)	36.040	20.233	28.722	<b>1'24.995</b>
31)	35.441	20.045	27.434	<b>1'22.920</b>
32)	35.940	20.330	27.666	<b>1'23.936</b>
33)	35.859	20.167	27.266	<b>1'23.292</b>
34)	35.759	20.001	27.448	<b>1'23.208</b>
35)	35.939	22.298	27.926	<b>1'26.163</b>
36)	35.660	20.149	27.463	<b>1'23.272</b>
37)	49.290	28.023	32.500	<b>1'49.813</b>
38)	29'50.276	26.087	32.037	<b>30'48.400</b>
39)	42.801	21.199	27.643	<b>1'31.643</b>
40)	36.805	22.121	28.472	<b>1'27.398</b>
41)	36.450	22.146	29.218	<b>1'27.814</b>
42)	37.432	20.326	29.548	<b>1'27.306</b>
43)	36.313	20.222	27.622	<b>1'24.157</b>
44)	36.346	20.764	27.927	<b>1'25.037</b>
45)	35.521	20.056	27.482	<b>1'23.059</b>
46)	12'06.812	26.601	33.054	<b>13'06.467</b>
47)	16'06.608	25.514	35.148	<b>17'07.270</b>
48)	39.912	20.980	27.597	<b>1'28.489</b>
49)	35.774	20.130	27.791	<b>1'23.695</b>
50)	36.029	19.703	27.236	<b>1'22.968</b>
51)	5'40.607	22.473	27.437	<b>6'30.517</b>
52)	36.425	21.314	28.479	<b>1'26.218</b>
53)	36.496	20.322	27.084	<b>1'23.902</b>
54)	35.992	20.208	27.714	<b>1'23.914</b>
55)	36.177	19.965	26.687	<b>1'22.829</b>



# Open Pit Lane 31/01/2009



## ANALISI DEI TEMPI OPL 31/01/2009

Autodromo Riccardo Paletti 2.375m.

Autodromo Riccardo Paletti 2.375m.

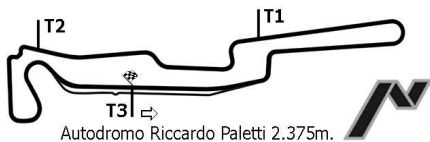
GIRO    SETT.1    SETT.2    FINISH    TEMPO

GIRO    SETT.1    SETT.2    FINISH    TEMPO

### 60 BERENGAN Aldo

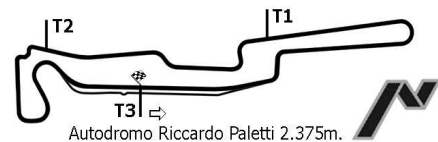
RENAULT CLIO

1)				<b>1'34.807</b>
2)	39.571	22.586	30.046	<b>1'32.203</b>
3)	41.458	23.055	30.782	<b>1'35.295</b>
4)	7'40.090	24.641	31.075	<b>8'35.806</b>
5)	44.913	23.786	29.747	<b>1'38.446</b>
6)	39.263	22.844	29.770	<b>1'31.877</b>
7)	38.747	21.825	29.514	<b>1'30.086</b>
8)	38.588	21.757	29.129	<b>1'29.474</b>
9)	41.669	30.669	39.596	<b>1'51.934</b>
10)	40.602	22.070	29.690	<b>1'32.362</b>
11)	16'36.919	24.884	34.555	<b>17'36.358</b>
12)	42.276	23.921	31.140	<b>1'37.337</b>
13)	3'09.966	21.739	30.564	<b>4'02.269</b>
14)	38.904	21.790	28.825	<b>1'29.519</b>
15)	40.599	21.658	29.987	<b>1'32.244</b>
16)	39.668	21.811	29.015	<b>1'30.494</b>
17)	25'55.446	23.004	29.492	<b>26'47.942</b>
18)	39.092	22.580	29.504	<b>1'31.176</b>
19)	39.868	21.971	29.279	<b>1'31.118</b>
20)	38.998	22.753	18'06.045	<b>19'07.796</b>
21)				<b>3'05.603</b>
22)				<b>1'31.638</b>
23)				<b>1'28.157</b>
24)	30'50.629	22.724	29.049	<b>31'42.402</b>
25)	38.909	21.332	28.806	<b>1'29.047</b>
26)	39.863	22.921	29.954	<b>1'32.738</b>
27)	40.184	21.104	29.127	<b>1'30.415</b>
28)	38.402	21.083	28.847	<b>1'28.332</b>



# Open Pit Lane 31/01/2009

## ANALISI DEI TEMPI OPL 31/01/2009



Autodromo Riccardo Paletti 2.375m.

Autodromo Riccardo Paletti 2.375m.

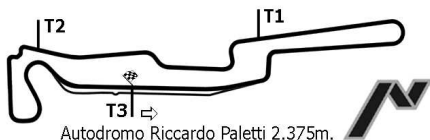
GIRO    SETT.1    SETT.2    FINISH    TEMPO

GIRO    SETT.1    SETT.2    FINISH    TEMPO


### 63    CAPPuccio Leonardo

RENAULT CLIO

1)	48'27.681	20.405	28.020	<b>1'26.961</b>
2)	37.957	20.223	28.122	<b>1'26.302</b>
3)	37.479	20.029	27.758	<b>1'25.266</b>
4)	37.348	20.062	27.672	<b>1'25.082</b>
5)	37.460	20.047	27.626	<b>1'25.133</b>
6)	37.996	20.997	28.039	<b>1'27.032</b>
7)	4'20.041	20.428	29.636	<b>5'10.105</b>
8)	43.423	20.261	28.217	<b>1'31.901</b>
9)	37.368	20.238	28.810	<b>1'26.416</b>
10)	37.388	20.290	28.512	<b>1'26.190</b>
11)	37.658	20.260	28.410	<b>1'26.328</b>
12)	37.887	20.054	27.896	<b>1'25.837</b>
13)	27'14.119	21.640	29.575	<b>28'05.334</b>
14)	42.436	20.442	30.704	<b>1'33.582</b>
15)	38.317	20.148	27.819	<b>1'26.284</b>
16)	38.181	20.158	28.066	<b>1'26.405</b>
17)	38.149	20.395	28.233	<b>1'26.777</b>
18)	5'22.181	20.875	30.917	<b>6'13.973</b>
19)	6'30.562	20.869	28.511	<b>7'19.942</b>
20)	38.691	20.743	29.459	<b>1'28.893</b>
21)	38.523	20.339	28.388	<b>1'27.250</b>
22)	39.117	24.833	28.571	<b>1'32.521</b>
23)	38.345	20.047	29.256	<b>1'27.648</b>
24)	38.663	20.819	32.049	<b>1'31.531</b>
25)	39.103	21.818	28.294	<b>1'29.215</b>



# Open Pit Lane 31/01/2009



## ANALISI DEI TEMPI OPL 31/01/2009

Autodromo Riccardo Paletti 2.375m.

Autodromo Riccardo Paletti 2.375m.

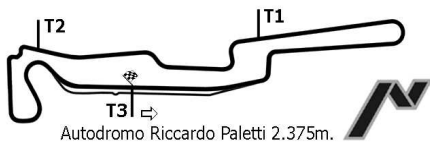
GIRO    SETT.1    SETT.2    FINISH    TEMPO

GIRO    SETT.1    SETT.2    FINISH    TEMPO

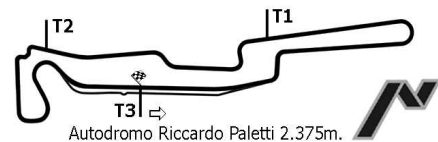
### 66    DIOMEDI Stefano

BMW Z3 M

1)	36'23.579	46.845	40.798	<b>2'12.423</b>
2)	40.067	21.489	27.898	<b>1'29.454</b>
3)	38.899	20.442	26.956	<b>1'26.297</b>
4)	36.350	20.026	26.897	<b>1'23.273</b>
5)	37.009	21.094	27.212	<b>1'25.315</b>
6)	37.465	20.218	26.578	<b>1'24.261</b>
7)	10'32.520	21.393	27.787	<b>11'21.700</b>
8)	35.765	20.755	26.349	<b>1'22.869</b>
9)	35.261	19.395	26.541	<b>1'21.197</b>
10)	35.213	19.225	26.625	<b>1'21.063</b>
11)	8'49.667	21.201	28.341	<b>9'39.209</b>
12)	35.786	19.882	27.268	<b>1'22.936</b>
13)	35.965	19.787	28.709	<b>1'24.461</b>
14)	36.699	19.958	26.930	<b>1'23.587</b>
15)	36.009	19.774	26.623	<b>1'22.406</b>
16)	36.272	21.937	27.637	<b>1'25.846</b>
17)	35.706	19.405	26.400	<b>1'21.511</b>
18)	35.198	19.418	26.367	<b>1'20.983</b>
19)	27'47.010	20.262	26.907	<b>28'34.179</b>
20)	36.421	20.216	28.926	<b>1'25.563</b>
21)	35.565	19.520	28.703	<b>1'23.788</b>
22)	36.648	19.737	26.859	<b>1'23.244</b>
23)	36.198	19.897	26.798	<b>1'22.893</b>
24)	36.686	19.986	26.942	<b>1'23.614</b>
25)	5'49.511	26.272	30.381	<b>6'46.164</b>
26)	40.798	22.509	29.701	<b>1'33.008</b>
27)	35.882	20.012	26.748	<b>1'22.642</b>
28)	35.859	19.448	26.717	<b>1'22.024</b>
29)	7'26.691	23.534	30.670	<b>8'20.895</b>
30)	41.467	22.295	28.222	<b>1'31.984</b>
31)	35.954	19.287	26.657	<b>1'21.898</b>
32)	35.356	19.530	27.088	<b>1'21.974</b>
33)	50'51.261	21.923	28.242	<b>51'41.426</b>
34)	35.926	19.749	26.879	<b>1'22.554</b>
35)	35.831	19.729	26.728	<b>1'22.288</b>
36)	35.632	19.661	26.701	<b>1'21.994</b>
37)	35.456	19.472	26.539	<b>1'21.467</b>
38)	35.345	20.183	26.998	<b>1'22.526</b>
39)	35.257	19.939	26.646	<b>1'21.842</b>
40)	35.759	19.884	27.300	<b>1'22.943</b>
41)	35.823	20.232	27.242	<b>1'23.297</b>
42)	35.205	19.743	26.986	<b>1'21.934</b>
43)	36.218	19.614	26.686	<b>1'22.518</b>
44)	35.646	20.477	26.630	<b>1'22.753</b>



# Open Pit Lane 31/01/2009



## ANALISI DEI TEMPI OPL 31/01/2009

Autodromo Riccardo Paletti 2.375m.

Autodromo Riccardo Paletti 2.375m.

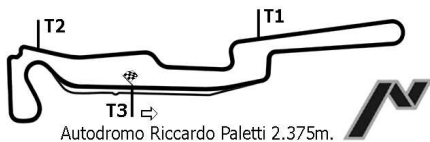
GIRO    SETT.1    SETT.2    FINISH    TEMPO

GIRO    SETT.1    SETT.2    FINISH    TEMPO

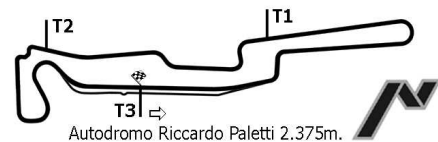
### 69    FAVINI Matteo

HONDA CIVIC

1)	04'37.290	22.911	28.619	<b>1'32.257</b>
2)	41.137	21.740	28.813	<b>1'31.690</b>
3)	38.844	21.739	28.188	<b>1'28.771</b>
4)	38.081	21.681	28.298	<b>1'28.060</b>
5)	38.916	20.997	29.002	<b>1'28.915</b>
6)	39.040	22.535	38.525	<b>1'40.100</b>
7)	5'16.518	22.315	28.940	<b>6'07.773</b>
8)	37.181	21.290	28.193	<b>1'26.664</b>
9)	37.409	20.195	27.622	<b>1'25.226</b>
10)	37.114	23.341	30.346	<b>1'30.801</b>
11)	47.367	22.379	31.342	<b>1'41.088</b>
12)	41.347	24.675	32.636	<b>1'38.658</b>
13)	52.719	28.364	32.098	<b>1'53.181</b>
14)	37.369	22.315	29.242	<b>1'28.926</b>
15)	11'23.577	25.525	29.042	<b>12'18.144</b>
16)	6'57.192	21.257	27.507	<b>7'45.956</b>
17)	37.597	21.562	28.228	<b>1'27.387</b>
18)	36.890	20.268	27.041	<b>1'24.199</b>
19)	36.896	27.792	37.687	<b>1'42.375</b>
20)	53.126	26.222	36.973	<b>1'56.321</b>
21)	48.384	21.954	31.330	<b>1'41.668</b>
22)	42.065	20.237	27.095	<b>1'29.397</b>
23)	36.270	20.638	27.672	<b>1'24.580</b>
24)	38.156	20.533	27.672	<b>1'26.361</b>
25)	36.941	21.408	31.363	<b>1'29.712</b>
26)	37.693	20.191	34.511	<b>1'32.395</b>



# Open Pit Lane 31/01/2009



## ANALISI DEI TEMPI OPL 31/01/2009

Autodromo Riccardo Paletti 2.375m.

Autodromo Riccardo Paletti 2.375m.

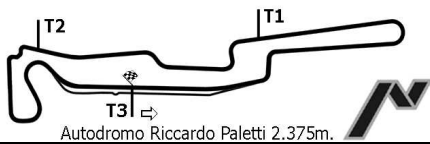
GIRO    SETT.1    SETT.2    FINISH    TEMPO

GIRO    SETT.1    SETT.2    FINISH    TEMPO

### 71    TARENZI Marco

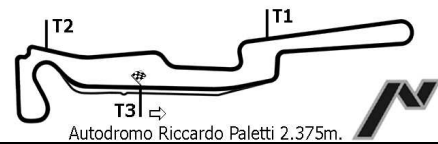
PORSCHE 911

1)	02'45.807	21.757	29.197	<b>1'33.343</b>
2)	4'00.971	20.977	27.980	<b>4'49.928</b>
3)	36.441	20.329	27.715	<b>1'24.485</b>
4)	36.216	19.965	28.165	<b>1'24.346</b>
5)	36.209	19.957	27.285	<b>1'23.451</b>
6)	35.934	19.754	27.408	<b>1'23.096</b>
7)	36.434	20.106	28.923	<b>1'25.463</b>
8)	42.987	31.567	34.784	<b>1'49.338</b>
9)	22'58.186	28.082	36.152	<b>24'02.420</b>
10)	36.450	19.739	26.785	<b>1'22.974</b>
11)	5'32.867	20.316	27.102	<b>6'20.285</b>
12)	35.122	19.286	26.797	<b>1'21.205</b>
13)	35.754	20.792	26.483	<b>1'23.029</b>
14)	36.339	19.630	28.591	<b>1'24.560</b>
15)	54.532	34.256	38.345	<b>2'07.133</b>
16)	37.501	21.700	32.878	<b>1'32.079</b>
17)	36.547	20.207	27.381	<b>1'24.135</b>
18)	36.270	20.053	27.127	<b>1'23.450</b>
19)	36.242	20.095	26.841	<b>1'23.178</b>
20)	35.826	19.753	27.042	<b>1'22.621</b>
21)	47.783	29.868	46.940	<b>2'04.591</b>
22)	35.508	19.513	26.972	<b>1'21.993</b>
23)	35.629	19.759	27.182	<b>1'22.570</b>



# Open Pit Lane 31/01/2009

## ANALISI DEI TEMPI OPL 31/01/2009



Autodromo Riccardo Paletti 2.375m.

Autodromo Riccardo Paletti 2.375m.

GIRO    SETT.1    SETT.2    FINISH    TEMPO

GIRO    SETT.1    SETT.2    FINISH    TEMPO

### 75    APOSTOLO Mauro

PORSCHE 911

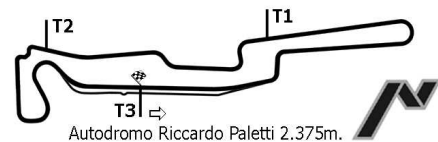
1)	39'21.370	24.118	31.604	<b>1'45.541</b>
2)	41.512	23.738	30.305	<b>1'35.555</b>
3)	6'53.312	22.441	29.920	<b>7'45.673</b>
4)	40.018	22.203	30.232	<b>1'32.453</b>
5)	39.507	23.793	29.736	<b>1'33.036</b>
6)	42.183	21.845	30.159	<b>1'34.187</b>
7)	5'46.634	24.018	30.533	<b>6'41.185</b>
8)	45.834	22.689	29.354	<b>1'37.877</b>
9)	07'26.918	23.860	31.563	<b>:08'22.341</b>
10)	42.828	23.306	30.227	<b>1'36.361</b>
11)	38.320	21.663	28.779	<b>1'28.762</b>
12)	37.840	21.939	28.483	<b>1'28.262</b>
13)	38.888	22.069	28.993	<b>1'29.950</b>
14)	46.122	22.093	29.687	<b>1'37.902</b>
15)	38.738	22.277	30.152	<b>1'31.167</b>
16)	39.075	22.288	33.214	<b>1'34.577</b>





# Open Pit Lane 31/01/2009

## ANALISI DEI TEMPI OPL 31/01/2009



Autodromo Riccardo Paletti 2.375m.

Autodromo Riccardo Paletti 2.375m.

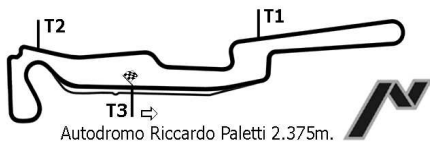
GIRO    SETT.1    SETT.2    FINISH    TEMPO

GIRO    SETT.1    SETT.2    FINISH    TEMPO

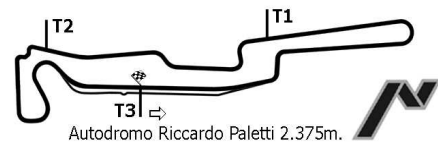
### 80    BOTTESINI Renato

F430 SCUDERI

1)	14'37.954	19.570	26.199	<b>1'19.773</b>
2)	34.497	19.181	25.677	<b>1'19.355</b>
3)	33.975	19.345	25.849	<b>1'19.169</b>
4)	18'23.606	20.257	26.395	<b>19'10.258</b>
5)	33.447	19.176	25.626	<b>1'18.249</b>
6)	32.822	18.608	25.187	<b>1'16.617</b>
7)	33.351	18.522	25.391	<b>1'17.264</b>
8)	32.672	18.371	25.220	<b>1'16.263</b>
9)	9'24.698	19.158	25.656	<b>10'09.512</b>
10)	33.928	19.153	25.584	<b>1'18.665</b>
11)	33.365	21.110	29.039	<b>1'23.514</b>
12)	33.278	20.186	26.848	<b>1'20.312</b>
13)	33.946	18.462	25.283	<b>1'17.691</b>
14)	32.715	17.955	25.112	<b>1'15.782</b>



# Open Pit Lane 31/01/2009



## ANALISI DEI TEMPI OPL 31/01/2009

Autodromo Riccardo Paletti 2.375m.

Autodromo Riccardo Paletti 2.375m.

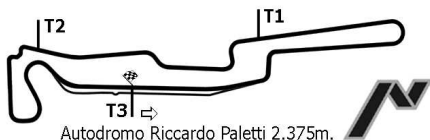
GIRO    SETT.1    SETT.2    FINISH    TEMPO

GIRO    SETT.1    SETT.2    FINISH    TEMPO


### 82    RIBONI Giovanni

BMW M3

1)	33'43.326	23.603	30.428	<b>9'22.518</b>
2)	38.709	21.803	28.841	<b>1'29.353</b>
3)	39.193	22.397	31.189	<b>1'32.779</b>
4)	38.322	21.713	29.011	<b>1'29.046</b>
5)	38.508	21.681	28.317	<b>1'28.506</b>
6)	38.366	21.704	28.558	<b>1'28.628</b>
7)	38.874	21.586	28.502	<b>1'28.962</b>
8)	37.804	22.780	29.163	<b>1'29.747</b>
9)	53'37.002	23.076	29.632	<b>54'29.710</b>
10)	38.041	22.136	28.840	<b>1'29.017</b>
11)	39.042	22.436	28.465	<b>1'29.943</b>
12)	6'09.695	22.489	28.858	<b>7'01.042</b>
13)	38.476	21.602	28.646	<b>1'28.724</b>
14)	37.040	21.569	28.492	<b>1'27.101</b>
15)	36.905	21.232	27.997	<b>1'26.134</b>
16)	37.848	22.304	27.991	<b>1'28.143</b>
17)	38.134	21.610	28.919	<b>1'28.663</b>
18)	37.764	21.573	28.570	<b>1'27.907</b>
19)	37.733	22.096	28.408	<b>1'28.237</b>
20)	36.950	21.211	29.232	<b>1'27.393</b>
21)	38.043	21.814	28.763	<b>1'28.620</b>
22)	38.324	22.088	28.711	<b>1'29.123</b>
23)	38.003	21.490	29.557	<b>1'29.050</b>
24)	43.461	24.092	28.227	<b>1'35.780</b>
25)	7'22.441	22.165	28.076	<b>8'12.682</b>
26)	37.884	21.250	28.509	<b>1'27.643</b>
27)	37.440	21.158	28.766	<b>1'27.364</b>
28)	36.877	21.119	28.320	<b>1'26.316</b>
29)	37.490	21.666	28.723	<b>1'27.879</b>
30)	18'47.502	26.315	33.854	<b>19'47.671</b>
31)	38.110	21.217	27.716	<b>1'27.043</b>
32)	6'07.497	22.276	30.340	<b>7'00.113</b>
33)	38.232	21.416	28.101	<b>1'27.749</b>
34)	37.083	21.242	28.001	<b>1'26.326</b>
35)	36.954	21.192	27.435	<b>1'25.581</b>
36)	37.497	21.753	28.003	<b>1'27.253</b>
37)	37.467	20.951	28.161	<b>1'26.579</b>
38)	38.060	21.559	28.240	<b>1'27.859</b>



# Open Pit Lane 31/01/2009

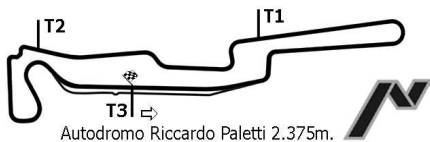


## ANALISI DEI TEMPI OPL 31/01/2009

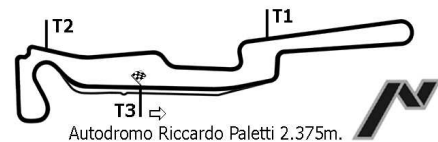
Autodromo Riccardo Paletti 2.375m.

Autodromo Riccardo Paletti 2.375m.

	GIRO	SETT.1	SETT.2	FINISH	TEMPO
<b>83</b>	<b>CAVOZZA Alfredo</b>				
	LOTUS ELISE				
1)	6'59.535	20.762	27.953		<b>1'25.977</b>
2)	36.618	20.838	27.595		<b>1'25.051</b>
3)	36.537	20.758	27.741		<b>1'25.036</b>
4)	36.776	20.568	27.394		<b>1'24.738</b>
5)	36.659	20.494	27.550		<b>1'24.703</b>
6)	36.186	20.135	27.085		<b>1'23.406</b>
7)	35.827	20.454	28.262		<b>1'24.543</b>
8)	36.003	20.635	27.363		<b>1'24.001</b>
9)	35.799	20.283	27.555		<b>1'23.637</b>
10)	36.146	20.487	27.826		<b>1'24.459</b>
11)	35.896	20.428	27.550		<b>1'23.874</b>
12)	36.215	20.351	26.988		<b>1'23.554</b>
13)	35.677	21.117	27.947		<b>1'24.741</b>
14)	16'48.854	22.694	41.995		<b>17'53.543</b>
15)	37.393	20.616	28.176		<b>1'26.185</b>
16)	36.308	19.969	27.506		<b>1'23.783</b>
17)	36.159	20.059	27.248		<b>1'23.466</b>
18)	36.112	21.076	27.359		<b>1'24.547</b>
19)	35.970	21.006	27.240		<b>1'24.216</b>
20)	35.862	20.060	27.042		<b>1'22.964</b>
21)	36.186	28.676	28.609		<b>1'33.471</b>
22)	39.136	20.668	27.532		<b>1'27.336</b>
23)	36.467	20.856	27.227		<b>1'24.550</b>
24)	37.376	20.114	27.167		<b>1'24.657</b>
25)	35.987	20.240	27.094		<b>1'23.321</b>
26)	36.579	20.299	27.027		<b>1'23.905</b>
27)	35.863	20.011	26.745		<b>1'22.619</b>
28)	35.676	20.289	26.803		<b>1'22.768</b>
29)	36.499	20.153	27.139		<b>1'23.791</b>
30)	36.465	20.290	27.504		<b>1'24.259</b>
31)	35.956	20.217	37.989		<b>1'34.162</b>
32)	36.693	20.297	27.061		<b>1'24.051</b>
33)	36.573	20.734	51.065		<b>1'48.372</b>
34)	31'50.138	21.995	29.254		<b>32'41.387</b>
35)	5'02.783	20.882	28.652		<b>5'52.317</b>
36)	36.377	20.603	28.631		<b>1'25.611</b>
37)	36.726	20.292	27.878		<b>1'24.896</b>
38)	37.121	20.597	27.207		<b>1'24.925</b>
39)	38.237	20.645	27.446		<b>1'26.328</b>
40)	36.497	20.258	28.481		<b>1'25.236</b>
41)	36.340	20.980	27.029		<b>1'24.349</b>
42)	36.507	20.098	26.853		<b>1'23.458</b>
43)	36.668	21.401	29.174		<b>1'27.243</b>
44)	37.132	21.837	27.798		<b>1'26.767</b>
45)	36.366	21.964	28.525		<b>1'26.855</b>
46)	38.309	22.175	28.599		<b>1'29.083</b>
47)	37.200	20.505	27.240		<b>1'24.945</b>
48)	36.125	20.320	27.600		<b>1'24.045</b>
49)	12'33.030	24.947	29.404		<b>13'27.381</b>
50)	37.478	20.985	28.253		<b>1'26.716</b>



# Open Pit Lane 31/01/2009



## ANALISI DEI TEMPI OPL 31/01/2009

Autodromo Riccardo Paletti 2.375m.

Autodromo Riccardo Paletti 2.375m.

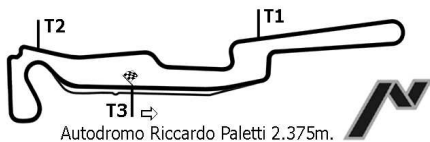
GIRO    SETT.1    SETT.2    FINISH    TEMPO

GIRO    SETT.1    SETT.2    FINISH    TEMPO

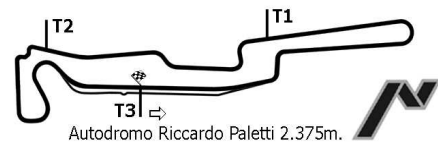
### 84 BONGIOVANNI Leonardo

OPEL CORSA G

1)	33'19.312	23.658	30.996	<b>1'36.951</b>
2)	41.419	22.678	29.949	<b>1'34.046</b>
3)	40.912	22.633	30.120	<b>1'33.665</b>
4)	19'20.723	24.360	30.874	<b>20'15.957</b>
5)	41.069	23.350	30.080	<b>1'34.499</b>
6)	43.311	22.048	29.635	<b>1'34.994</b>
7)	40.705	22.530	30.091	<b>1'33.326</b>
8)	42.956	22.028	29.732	<b>1'34.716</b>
9)	42.563	26.619	33.283	<b>1'42.465</b>
10)	41.609	21.781	29.909	<b>1'33.299</b>
11)	41.413	34.212	41.835	<b>1'57.460</b>
12)	41.953	22.886	30.563	<b>1'35.402</b>
13)	40.849	21.908	29.989	<b>1'32.746</b>
14)	41.011	22.658	29.190	<b>1'32.859</b>
15)	40.455	22.440	30.946	<b>1'33.841</b>
16)	58'13.230	26.247	35.451	<b>59'14.928</b>
17)	40.710	21.990	30.851	<b>1'33.551</b>
18)	52.599	21.970	30.152	<b>1'44.721</b>
19)	41.248	22.137	30.844	<b>1'34.229</b>
20)	41.859	23.270	30.452	<b>1'35.581</b>
21)	16'30.010	26.954	42.399	<b>17'39.363</b>
22)	40.774	22.617	29.600	<b>1'32.991</b>
23)	43.750	24.102	29.921	<b>1'37.773</b>
24)	40.886	22.277	29.897	<b>1'33.060</b>



# Open Pit Lane 31/01/2009



## ANALISI DEI TEMPI OPL 31/01/2009

Autodromo Riccardo Paletti 2.375m.

Autodromo Riccardo Paletti 2.375m.

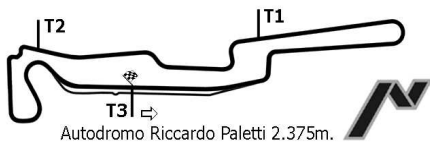
GIRO    SETT.1    SETT.2    FINISH    TEMPO

GIRO    SETT.1    SETT.2    FINISH    TEMPO

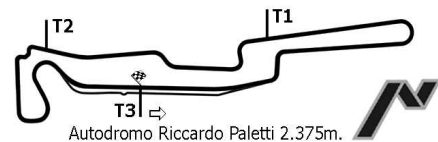
### 85    SIFREDI Maurizio

MAZDA MX-5

1)	20'23.112	23.707	30.062	<b>1'35.566</b>
2)	41.207	22.686	29.617	<b>1'33.510</b>
3)	39.278	21.490	28.690	<b>1'29.458</b>
4)	39.022	21.242	29.352	<b>1'29.616</b>
5)	5'21.804	22.171	28.822	<b>6'12.797</b>
6)	40.694	21.369	28.418	<b>1'30.481</b>
7)	40.088	20.976	28.310	<b>1'29.374</b>
8)	38.942	22.640	28.005	<b>1'29.587</b>
9)	38.696	22.316	27.911	<b>1'28.923</b>
10)	38.905	20.641	29.067	<b>1'28.613</b>
11)	38.435	22.823	37.119	<b>1'38.377</b>
12)	39.487	20.654	27.894	<b>1'28.035</b>
13)	38.370	20.369	27.840	<b>1'26.579</b>
14)	13'43.444	23.177	30.639	<b>14'37.260</b>
15)	40.717	21.819	34.317	<b>1'36.853</b>
16)	39.269	21.152	28.529	<b>1'28.950</b>
17)	39.038	21.078	28.576	<b>1'28.692</b>
18)	39.208	20.485	27.861	<b>1'27.554</b>
19)	38.422	20.726	27.959	<b>1'27.107</b>
20)	29'54.796	23.364	29.553	<b>30'47.713</b>
21)	40.699	22.099	30.956	<b>1'33.754</b>
22)	40.907	21.096	28.072	<b>1'30.075</b>
23)	40.456	20.860	27.712	<b>1'29.028</b>
24)	39.093	21.005	28.738	<b>1'28.836</b>
25)	5'31.543	23.108	31.521	<b>6'26.172</b>
26)	39.901	21.272	33.449	<b>1'34.622</b>
27)	39.767	25.146	28.360	<b>1'33.273</b>
28)	39.712	21.183	27.809	<b>1'28.704</b>
29)	38.694	20.492	27.950	<b>1'27.136</b>
30)	5'41.984	21.187	28.005	<b>6'31.176</b>
31)	38.835	21.149	28.085	<b>1'28.069</b>
32)	38.450	20.912	27.669	<b>1'27.031</b>
33)	39.171	20.636	27.700	<b>1'27.507</b>
34)	42'26.098	25.768	31.933	<b>43'23.799</b>
35)	40.247	21.735	30.352	<b>1'32.334</b>
36)	39.587	21.095	31.789	<b>1'32.471</b>
37)	39.265	21.014	28.238	<b>1'28.517</b>
38)	38.517	22.221	27.929	<b>1'28.667</b>
39)	38.236	20.550	27.860	<b>1'26.646</b>
40)	37.963	20.540	27.517	<b>1'26.020</b>
41)	14'28.680	23.587	29.889	<b>15'22.156</b>
42)	39.804	23.105	28.620	<b>1'31.529</b>
43)	39.011	21.413	29.416	<b>1'29.840</b>
44)	39.968	21.334	28.345	<b>1'29.647</b>
45)	40.440	21.285	28.024	<b>1'29.749</b>
46)	39.688	21.078	28.292	<b>1'29.058</b>
47)	38.715	20.618	28.390	<b>1'27.723</b>
48)	41.297	20.851	27.800	<b>1'29.948</b>
49)	38.195	20.658	28.453	<b>1'27.306</b>



# Open Pit Lane 31/01/2009



## ANALISI DEI TEMPI OPL 31/01/2009

Autodromo Riccardo Paletti 2.375m.

Autodromo Riccardo Paletti 2.375m.

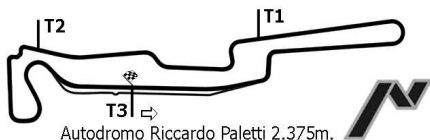
GIRO    SETT.1    SETT.2    FINISH    TEMPO

GIRO    SETT.1    SETT.2    FINISH    TEMPO


**86    GIANOLA Diego**

HONDA INTEGR

1)			29.787	<b>1'39.507</b>
2)	39.797	26.033	32.633	<b>1'38.463</b>
3)	39.328	21.932	29.351	<b>1'30.611</b>
4)	38.492	21.753	28.965	<b>1'29.210</b>
5)	40.419	23.042	32.135	<b>1'35.596</b>
6)	39.029	24.051	29.105	<b>1'32.185</b>
7)	38.634	21.728	28.820	<b>1'29.182</b>
8)	38.660	21.923	30.183	<b>1'30.766</b>
9)	54.062	32.939	43.424	<b>2'10.425</b>
10)	8'43.369	25.454	42.079	<b>9'50.902</b>
11)	44.123	23.195	31.017	<b>1'38.335</b>
12)	39.922	23.140	29.737	<b>1'32.799</b>
13)	12'03.379	35.264	34.432	<b>13'13.075</b>
14)	9'20.365	29.671	31.668	<b>10'21.704</b>
15)	40.427	21.843	29.081	<b>1'31.351</b>
16)	40.360	22.179	29.016	<b>1'31.555</b>
17)	39.147	21.931	29.226	<b>1'30.304</b>
18)	40.288	22.456	28.604	<b>1'31.348</b>
19)	40.404	24.354	28.991	<b>1'33.749</b>
20)	41.547	32.270	38.716	<b>1'52.533</b>
21)	1'01.488	34.979	41.738	<b>2'18.205</b>
22)	40.321	22.065	29.186	<b>1'31.572</b>
23)	29'51.072	26.453	34.764	<b>30'52.289</b>
24)	41.861	21.879	28.939	<b>1'32.679</b>
25)	39.260	21.425	28.720	<b>1'29.405</b>
26)	39.788	21.736	28.606	<b>1'30.130</b>
27)	32'45.078	25.472	33.295	<b>33'43.845</b>
28)	42.957	22.393	29.908	<b>1'35.258</b>
29)	39.138	22.015	28.943	<b>1'30.096</b>
30)	40.366	22.775	29.068	<b>1'32.209</b>
31)	38.673	21.747	29.176	<b>1'29.596</b>
32)	38.341	21.763	29.230	<b>1'29.334</b>
33)	38.717	21.287	28.649	<b>1'28.653</b>
34)	39.723	21.179	29.210	<b>1'30.112</b>



# Open Pit Lane 31/01/2009



## ANALISI DEI TEMPI OPL 31/01/2009

Autodromo Riccardo Paletti 2.375m.

Autodromo Riccardo Paletti 2.375m.

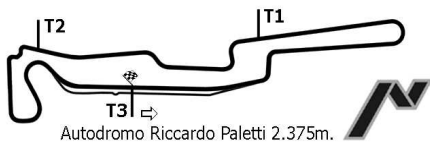
GIRO    SETT.1    SETT.2    FINISH    TEMPO

GIRO    SETT.1    SETT.2    FINISH    TEMPO

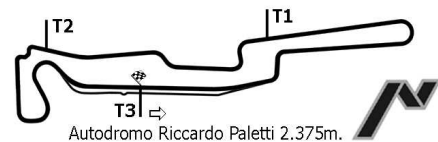
### 87 "TURBOCEFFO"

LANCER EVO I

1)	32'23.345	23.512	31.091	<b>1'35.860</b>
2)	39.871	23.519	29.565	<b>1'32.955</b>
3)	37.803	21.202	28.294	<b>1'27.299</b>
4)	36.800	21.641	29.352	<b>1'27.793</b>
5)	37.222	21.131	27.543	<b>1'25.896</b>
6)	36.015	21.309	27.909	<b>1'25.233</b>
7)	35.900	20.589	27.692	<b>1'24.181</b>
8)	36.447	20.272	28.187	<b>1'24.906</b>
9)	35.325	19.934	27.124	<b>1'22.383</b>
10)	35.671	20.695	27.344	<b>1'23.710</b>
11)	36.993	20.601	39.361	<b>1'36.955</b>
12)	16'47.214	27.285	32.282	<b>17'46.781</b>
13)	39.378	22.787	29.171	<b>1'31.336</b>
14)	37.702	21.766	27.964	<b>1'27.432</b>
15)	37.309	20.247	27.293	<b>1'24.849</b>
16)	37.188	20.953	28.595	<b>1'26.736</b>
17)	35.595	19.881	30.034	<b>1'25.510</b>
18)	35.403	20.354	27.627	<b>1'23.384</b>
19)	35.751	19.760	26.791	<b>1'22.302</b>
20)	23'17.609	27.245	33.683	<b>24'18.537</b>
21)	54.759	25.654	31.457	<b>1'51.870</b>
22)	6'00.729	22.977	29.797	<b>6'53.503</b>
23)	38.834	21.593	28.037	<b>1'28.464</b>
24)	37.149	20.801	27.711	<b>1'25.661</b>
25)	36.400	20.883	27.426	<b>1'24.709</b>
26)	37.564	20.161	27.604	<b>1'25.329</b>
27)	37.082	20.105	27.565	<b>1'24.752</b>
28)	36.839	20.394	27.170	<b>1'24.403</b>
29)	36.686	20.239	27.204	<b>1'24.129</b>
30)	36.061	19.699	27.109	<b>1'22.869</b>
31)	36.087	20.298	27.375	<b>1'23.760</b>
32)	36.630	20.714	27.355	<b>1'24.699</b>
33)	36.285	22.705	27.436	<b>1'26.426</b>
34)	35.914	20.963	27.944	<b>1'24.821</b>
35)	35.933	20.466	27.167	<b>1'23.566</b>
36)	48'29.313	32.101	38.885	<b>49'40.299</b>
37)	47.791	25.589	31.090	<b>1'44.470</b>
38)	11'28.980	27.349	31.661	<b>12'27.990</b>
39)	43.073	24.697	33.394	<b>1'41.164</b>
40)	40.673	22.777	29.310	<b>1'32.760</b>
41)	38.666	21.435	28.278	<b>1'28.379</b>
42)	40.237	21.532	27.849	<b>1'29.618</b>
43)	37.294	20.483	27.552	<b>1'25.329</b>
44)	36.994	20.696	27.794	<b>1'25.484</b>
45)	36.651	20.121	27.602	<b>1'24.374</b>
46)	36.308	20.051	27.440	<b>1'23.799</b>
47)	36.010	20.028	26.926	<b>1'22.964</b>
48)	36.465	26.563	29.993	<b>1'33.021</b>



# Open Pit Lane 31/01/2009



## ANALISI DEI TEMPI OPL 31/01/2009

Autodromo Riccardo Paletti 2.375m.

Autodromo Riccardo Paletti 2.375m.

GIRO    SETT.1    SETT.2    FINISH    TEMPO

GIRO    SETT.1    SETT.2    FINISH    TEMPO

### 88    DONDI Riccardo

PORSCHE 996

1)	58'02.274	20.200	27.292	<b>1'22.870</b>
2)	34.564	20.587	30.603	<b>1'25.754</b>
3)	35.538	20.163	26.863	<b>1'22.564</b>
4)	34.958	19.739	26.892	<b>1'21.589</b>
5)	35.260	19.968	27.750	<b>1'22.978</b>
6)	51.733	31.146	43.420	<b>2'06.299</b>
7)	56.199	20.704	29.418	<b>1'46.321</b>
8)	34.924	20.194	28.372	<b>1'23.490</b>
9)	35.659	20.279	27.611	<b>1'23.549</b>
10)	12'17.365	23.653	37.603	<b>13'18.621</b>
11)	35.537	20.027	26.707	<b>1'22.271</b>
12)	35.472	20.116	26.988	<b>1'22.576</b>
13)	39.697	13'05.215	27.563	<b>14'12.475</b>
14)	35.265	20.360	27.222	<b>1'22.847</b>
15)	5'32.445	21.283	27.110	<b>6'20.838</b>
16)	34.710	19.693	26.775	<b>1'21.178</b>
17)	35.427	20.496	26.831	<b>1'22.754</b>
18)	11'45.067	25.457	32.668	<b>12'43.192</b>
19)	35.956	20.183	27.204	<b>1'23.343</b>
20)	35.513	20.141	26.924	<b>1'22.578</b>
21)	6'13.547	20.014	27.036	<b>7'00.597</b>
22)	35.341	19.984	27.200	<b>1'22.525</b>
23)	35.581	20.070	26.858	<b>1'22.509</b>
24)	35.496	19.822	27.124	<b>1'22.442</b>
25)	39'55.686	27.924	31.567	<b>40'55.177</b>
26)	10'19.891	20.932	28.116	<b>11'08.939</b>
27)	35.529	19.945	27.317	<b>1'22.791</b>
28)	35.333	20.118	26.910	<b>1'22.361</b>
29)	35.611	20.243	27.207	<b>1'23.061</b>
30)	35.471	19.787	27.306	<b>1'22.564</b>





# Open Pit Lane 31/01/2009



## ANALISI DEI TEMPI OPL 31/01/2009

Autodromo Riccardo Paletti 2.375m.

Autodromo Riccardo Paletti 2.375m.

GIRO    SETT.1    SETT.2    FINISH    TEMPO

GIRO    SETT.1    SETT.2    FINISH    TEMPO

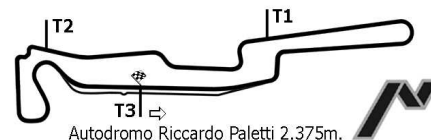

### 89    SALVARANI Luca

BMW M3

1)	00'59.449	24.310	31.977	<b>1'37.229</b>
2)	40.128	25.040	30.585	<b>1'35.753</b>
3)	38.604	22.933	29.977	<b>1'31.514</b>
4)	39.171	23.212	38.732	<b>1'41.115</b>
5)	39.305	21.929	29.679	<b>1'30.913</b>
6)	38.736	21.908	28.637	<b>1'29.281</b>
7)	39.597	22.173	30.067	<b>1'31.837</b>
8)	39.744	21.487	34.210	<b>1'35.441</b>
9)	25'03.217	24.187	34.404	<b>26'01.808</b>
10)	40.712	22.454	28.832	<b>1'31.998</b>
11)	38.187	22.161	29.936	<b>1'30.284</b>
12)	8'32.547	23.421	31.600	<b>9'27.568</b>
13)	38.313	24.077	32.947	<b>1'35.337</b>
14)	47.998	28.561	44.390	<b>2'00.949</b>
15)	26'18.475	27.803	32.966	<b>27'19.244</b>
16)	15'49.094	22.936	29.831	<b>16'41.861</b>
17)	39.689	21.603	29.323	<b>1'30.615</b>
18)	39.127	21.212	28.770	<b>1'29.109</b>
19)	6'22.471	27.867	29.981	<b>7'20.319</b>
20)	37.518	21.187	28.113	<b>1'26.818</b>
21)	37.060	20.703	29.353	<b>1'27.116</b>
22)	37.325	21.095	28.221	<b>1'26.641</b>
23)	50.345	31.561	36.937	<b>1'58.843</b>
24)	37.634	20.673	28.131	<b>1'26.438</b>

# Open Pit Lane 31/01/2009

## ANALISI DEI TEMPI OPL 31/01/2009



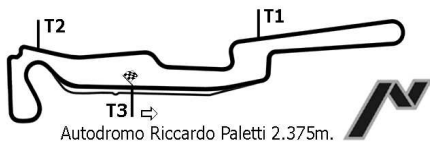
GIRO    SETT.1    SETT.2    FINISH    TEMPO

GIRO    SETT.1    SETT.2    FINISH    TEMPO

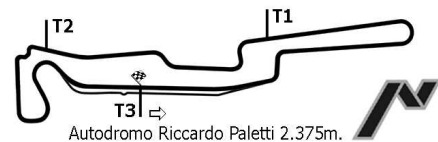
### 90    ROSI Alessandro

PORSCHE 996

1)	4'47.752	19.629	26.392	<b>1'20.870</b>
2)	33.426	18.865	25.588	<b>1'17.879</b>
3)	33.059	18.462	25.338	<b>1'16.859</b>
4)	32.365	18.332	25.006	<b>1'15.703</b>
5)	32.124	18.077	24.969	<b>1'15.170</b>
6)	7'03.316	19.897	25.268	<b>7'48.481</b>
7)	32.810	18.946	24.948	<b>1'16.704</b>
8)	35.454	17.873	24.787	<b>1'18.114</b>
9)	32.313	17.880	24.810	<b>1'15.003</b>
10)	32.927	18.119	24.767	<b>1'15.813</b>
11)	32.856	17.975	25.317	<b>1'16.148</b>
12)	18'09.121	19.615	25.884	<b>18'54.620</b>
13)	32.985	18.937	28.022	<b>1'19.944</b>
14)	32.444	18.102	25.532	<b>1'16.078</b>
15)	32.717	18.277	25.190	<b>1'16.184</b>
16)	33.193	18.183	25.106	<b>1'16.482</b>
17)	32.248	17.759	24.818	<b>1'14.825</b>
18)	31.882	18.126	25.215	<b>1'15.223</b>
19)	33.360	17.868	25.135	<b>1'16.363</b>
20)	4'16.724	19.166	27.682	<b>5'03.572</b>
21)	40.424	21.029	27.341	<b>1'28.794</b>
22)	32.664	18.775	25.053	<b>1'16.492</b>
23)	22'58.444	20.684	26.634	<b>23'45.762</b>
24)	35.433	19.578	28.051	<b>1'23.062</b>
25)	32.488	19.328	25.357	<b>1'17.173</b>
26)	34.256	19.628	25.079	<b>1'18.963</b>
27)	33.134	18.141	24.858	<b>1'16.133</b>
28)	32.650	17.889	24.847	<b>1'15.386</b>
29)	3'00.042	18.090	24.675	<b>3'42.807</b>
30)	32.071	18.099	24.844	<b>1'15.014</b>
31)	32.479	17.869	24.866	<b>1'15.214</b>
32)	32.698	19.082	26.399	<b>1'18.179</b>
33)	32.729	18.204	27.221	<b>1'18.154</b>
34)	32.894	18.052	24.777	<b>1'15.723</b>
35)	32.127	18.567	24.959	<b>1'15.653</b>
36)	5'11.818	18.371	24.994	<b>5'55.183</b>
37)	33.238	18.615	25.630	<b>1'17.483</b>
38)	9'37.227	20.567	26.353	<b>10'24.147</b>
39)	34.012	19.308	25.783	<b>1'19.103</b>
40)	33.638	19.396	25.645	<b>1'18.679</b>
41)	34'04.993	20.425	26.261	<b>34'51.679</b>
42)	33.509	18.671	25.974	<b>1'18.154</b>
43)	33.086	18.213	25.329	<b>1'16.628</b>
44)	33.328	18.400	25.644	<b>1'17.372</b>
45)	32.793	18.260	25.282	<b>1'16.335</b>
46)	6'59.138	18.467	25.034	<b>7'42.639</b>
47)	32.222	18.063	25.027	<b>1'15.312</b>
48)	32.285	19.147	24.944	<b>1'16.376</b>
49)	32.872	20.066	24.871	<b>1'17.809</b>
50)	32.908	20.481	27.163	<b>1'20.552</b>
51)	33.359	20.262	26.626	<b>1'20.247</b>
52)	32.817	18.030	25.259	<b>1'16.106</b>
53)	32.446	17.935	24.894	<b>1'15.275</b>



# Open Pit Lane 31/01/2009



## ANALISI DEI TEMPI OPL 31/01/2009

Autodromo Riccardo Paletti 2.375m.

Autodromo Riccardo Paletti 2.375m.

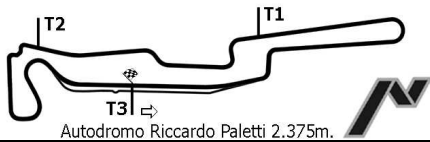
GIRO    SETT.1    SETT.2    FINISH    TEMPO

GIRO    SETT.1    SETT.2    FINISH    TEMPO

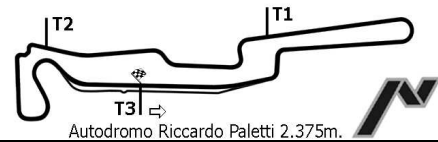
### 91    CIOCCI Luca

PORSCHE 996

1)	5'41.554	21.817	29.111	<b>1'31.650</b>
2)	37.827	21.870	28.352	<b>1'28.049</b>
3)	36.691	23.504	29.102	<b>1'29.297</b>
4)	37.351	21.014	28.458	<b>1'26.823</b>
5)	37.086	20.903	27.969	<b>1'25.958</b>
6)	18'08.348	21.666	29.249	<b>18'59.263</b>
7)	36.971	20.999	28.234	<b>1'26.204</b>
8)	37.527	21.490	29.116	<b>1'28.133</b>
9)	23'09.542	21.987	29.092	<b>24'00.621</b>
10)	38.098	22.720	29.275	<b>1'30.093</b>
11)	40.365	21.173	28.557	<b>1'30.095</b>
12)	37.082	20.681	28.153	<b>1'25.916</b>
13)	37.389	20.760	28.371	<b>1'26.520</b>
14)	31'20.417	22.674	30.621	<b>32'13.712</b>
15)	36.706	20.723	28.508	<b>1'25.937</b>
16)	36.971	20.413	28.565	<b>1'25.949</b>
17)	38.438	20.667	28.768	<b>1'27.873</b>
18)	36.979	21.736	29.103	<b>1'27.818</b>
19)	6'48.052	24.149	33.435	<b>7'45.636</b>
20)	37.324	21.040	30.014	<b>1'28.378</b>
21)	38.552	23.181	31.813	<b>1'33.546</b>
22)	37.037	20.512	28.254	<b>1'25.803</b>
23)	11'19.137	21.761	29.606	<b>12'10.504</b>
24)	37.139	22.081	30.213	<b>1'29.433</b>
25)	5'25.530	20.438	27.631	<b>6'13.599</b>
26)	36.286	20.572	27.899	<b>1'24.757</b>
27)	36.614	20.327	28.591	<b>1'25.532</b>
28)	37.863	22.249	29.476	<b>1'29.588</b>
29)	39'46.666	23.963	32.836	<b>40'43.465</b>
30)	10'24.548	21.157	29.193	<b>11'14.898</b>
31)	35.922	19.961	27.691	<b>1'23.574</b>
32)	35.722	20.043	28.117	<b>1'23.882</b>
33)	37.169	20.131	30.816	<b>1'28.116</b>
34)	42.894	20.841	29.095	<b>1'32.830</b>



# Open Pit Lane 31/01/2009



## ANALISI DEI TEMPI OPL 31/01/2009

Autodromo Riccardo Paletti 2.375m.

Autodromo Riccardo Paletti 2.375m.

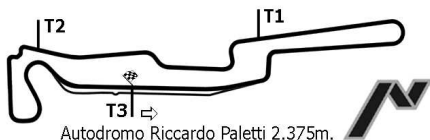
GIRO    SETT.1    SETT.2    FINISH    TEMPO

GIRO    SETT.1    SETT.2    FINISH    TEMPO


### 92    MARTINI Stefano

BMW M3

1)	7'46.001	22.713	31.471	<b>1'38.046</b>
2)	39.110	21.306	27.754	<b>1'28.170</b>
3)	36.271	20.311	26.967	<b>1'23.549</b>
4)	35.424	19.624	26.553	<b>1'21.601</b>
5)	35.037	19.372	26.283	<b>1'20.692</b>
6)	34.709	18.953	25.945	<b>1'19.607</b>
7)	34.630	19.037	25.921	<b>1'19.588</b>
8)	37.620	19.009	25.937	<b>1'22.566</b>
9)	2'34.395	19.152	27.275	<b>3'20.822</b>
10)	34.745	18.944	26.058	<b>1'19.747</b>
11)	42.055	24.427	34.153	<b>1'40.635</b>
12)	12'44.423	21.961	27.125	<b>13'33.509</b>
13)	36.421	20.553	26.502	<b>1'23.476</b>
14)	34.948	21.112	26.843	<b>1'22.903</b>
15)	34.655	19.147	26.033	<b>1'19.835</b>
16)	2'47.350	20.208	26.153	<b>3'33.711</b>
17)	34.772	19.258	25.823	<b>1'19.853</b>
18)	34.802	18.673	25.944	<b>1'19.419</b>
19)	34.627	18.760	25.730	<b>1'19.117</b>
20)	42.399	25.291	35.875	<b>1'43.565</b>
21)	30'43.169	24.536	30.311	<b>31'38.016</b>
22)	37.830	20.769	26.888	<b>1'25.487</b>
23)	35.362	19.445	26.394	<b>1'21.201</b>
24)	34.877	19.129	26.044	<b>1'20.050</b>
25)	34.938	21.239	26.526	<b>1'22.703</b>
26)	34.670	19.523	25.967	<b>1'20.160</b>
27)	17'26.450	22.026	27.156	<b>18'15.632</b>
28)	36.282	20.662	26.271	<b>1'23.215</b>
29)	36.287	20.958	26.873	<b>1'24.118</b>
30)	36.029	19.730	26.031	<b>1'21.790</b>
31)	34.828	18.915	26.170	<b>1'19.913</b>
32)	34.883	19.079	26.690	<b>1'20.652</b>
33)	36.645	21.528	26.178	<b>1'24.351</b>
34)	35.483	19.680	27.939	<b>1'23.102</b>
35)	35.491	19.802	26.531	<b>1'21.824</b>
36)	35.619	18.813	26.197	<b>1'20.629</b>
37)	35.102	24.356	32.189	<b>1'31.647</b>
38)	11'10.821	19.992	26.802	<b>11'57.615</b>
39)	35.308	19.339	26.101	<b>1'20.748</b>
40)	35.362	18.971	26.064	<b>1'20.397</b>
41)	34.976	18.997	26.569	<b>1'20.542</b>
42)	35.271	19.007	26.577	<b>1'20.855</b>
43)	35.079	18.891	26.174	<b>1'20.144</b>
44)	15'51.878	20.269	27.083	<b>16'39.230</b>
45)	36.529	19.238	26.294	<b>1'22.061</b>
46)	35.987	19.416	26.866	<b>1'22.269</b>
47)	35.485	19.026	27.222	<b>1'21.733</b>
48)	35.436	18.978	27.285	<b>1'21.699</b>



# Open Pit Lane 31/01/2009



## ANALISI DEI TEMPI OPL 31/01/2009

Autodromo Riccardo Paletti 2.375m.

Autodromo Riccardo Paletti 2.375m.

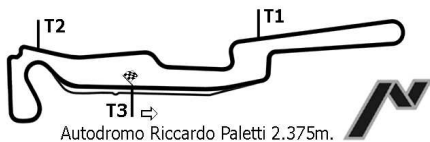
GIRO    SETT.1    SETT.2    FINISH    TEMPO

GIRO    SETT.1    SETT.2    FINISH    TEMPO

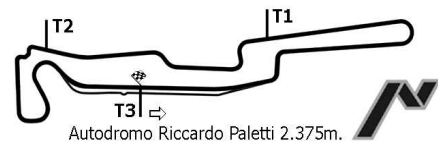
### 93    **BELLINI Roberto**

LOTUS ELISE

1)	21'57.663	19.947	28.397	<b>1'27.413</b>
2)	35.532	19.894	27.095	<b>1'22.521</b>
3)	6'01.755	21.108	27.356	<b>6'50.219</b>
4)	36.171	20.245	27.026	<b>1'23.442</b>
5)	35.906	20.085	26.442	<b>1'22.433</b>
6)	35.284	19.842	26.424	<b>1'21.550</b>
7)	35.558	20.264	26.131	<b>1'21.953</b>
8)	36.245	19.665	26.426	<b>1'22.336</b>
9)	34.955	19.675	27.302	<b>1'21.932</b>
10)	41.543	22.616	28.565	<b>1'32.724</b>
11)	34.751	19.510	26.385	<b>1'20.646</b>
12)	8'08.443	19.542	26.947	<b>8'54.932</b>
13)	35.068	20.569	26.656	<b>1'22.293</b>
14)	35.531	19.095	26.877	<b>1'21.503</b>
15)	36.295	20.079	26.615	<b>1'22.989</b>
16)	36.280	19.530	26.628	<b>1'22.438</b>
17)	35.346	19.738	28.140	<b>1'23.224</b>
18)	34.859	19.574	27.623	<b>1'22.056</b>
19)	35.150	19.700	27.562	<b>1'22.412</b>
20)	13'08.923	21.708	27.048	<b>13'57.679</b>
21)	35.658	19.750	27.038	<b>1'22.446</b>
22)	19'14.216	22.732	26.987	<b>20'03.935</b>
23)	36.361	19.734	26.648	<b>1'22.743</b>
24)	36.192	20.593	26.875	<b>1'23.660</b>
25)	36.031	20.531	26.782	<b>1'23.344</b>
26)	35.994	19.801	26.550	<b>1'22.345</b>
27)	6'04.512	21.946	28.946	<b>6'55.404</b>
28)	47.984	22.222	29.123	<b>1'39.329</b>
29)	1'06.153	22.587	28.961	<b>1'57.701</b>
30)	38.270	23.660	28.623	<b>1'30.553</b>
31)	19'27.167	21.434	27.368	<b>20'15.969</b>
32)	36.082	19.807	29.110	<b>1'24.999</b>
33)	43.808	19.851	27.117	<b>1'30.776</b>
34)	35.782	19.497	26.859	<b>1'22.138</b>
35)	35.521	19.791	27.320	<b>1'22.632</b>
36)	38.806	21.149	40.902	<b>1'40.857</b>
37)	29'51.855	21.923	26.808	<b>30'40.586</b>
38)	35.666	19.951	26.696	<b>1'22.313</b>
39)	34.984	19.383	26.815	<b>1'21.182</b>
40)	34.749	20.629	26.619	<b>1'21.997</b>
41)	34.980	19.398	26.368	<b>1'20.746</b>
42)	34.918	20.486	26.576	<b>1'21.980</b>
43)	14'01.828	20.919	27.319	<b>14'50.066</b>
44)	35.763	19.810	26.992	<b>1'22.565</b>
45)	36.653	20.131	26.562	<b>1'23.346</b>
46)	35.208	19.753	27.003	<b>1'21.964</b>
47)	35.822	23.499	33.251	<b>1'32.572</b>
48)	35.523	26.162	47.381	<b>1'49.066</b>
49)	35.731	20.039	26.932	<b>1'22.702</b>
50)	35.250	19.761	26.601	<b>1'21.612</b>
51)	35.001	19.893	26.605	<b>1'21.499</b>
52)	35.853	19.833	26.501	<b>1'22.187</b>



# Open Pit Lane 31/01/2009



## ANALISI DEI TEMPI OPL 31/01/2009

Autodromo Riccardo Paletti 2.375m.

Autodromo Riccardo Paletti 2.375m.

GIRO    SETT.1    SETT.2    FINISH    TEMPO

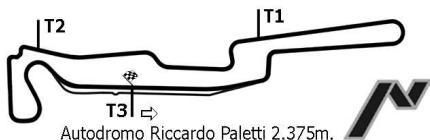
GIRO    SETT.1    SETT.2    FINISH    TEMPO

### 94    AVANZI Andrea


PORSCHE 997

1)	4'54.457	21.305	27.742	<b>1'26.729</b>
2)	35.666	20.475	28.226	<b>1'24.367</b>
3)	39.816	22.601	28.077	<b>1'30.494</b>
4)	35.227	19.379	26.522	<b>1'21.128</b>
5)	34.182	19.492	26.352	<b>1'20.026</b>
6)	34.614	19.489	27.379	<b>1'21.482</b>
7)	37.411	20.703	26.442	<b>1'24.556</b>
8)	34.591	19.365	26.002	<b>1'19.958</b>
9)	34.479	19.251	25.996	<b>1'19.726</b>
10)	34.420	19.141	27.755	<b>1'21.316</b>
11)	39.611	21.423	31.004	<b>1'32.038</b>
12)	42.193	19.556	25.918	<b>1'27.667</b>
13)	34.071	19.018	26.094	<b>1'19.183</b>
14)	34.982	19.282	25.517	<b>1'19.781</b>
15)	19'01.031	20.829	27.878	<b>19'49.738</b>
16)	36.933	19.518	26.168	<b>1'22.619</b>
17)	34.686	19.137	26.105	<b>1'19.928</b>
18)	37.033	19.536	27.700	<b>1'24.269</b>
19)	35.861	22.116	28.448	<b>1'26.425</b>
20)	38.025	20.035	27.556	<b>1'25.616</b>
21)	34.219	19.458	25.770	<b>1'19.447</b>
22)	34.580	19.854	25.587	<b>1'20.021</b>
23)	38.907	23.492	30.636	<b>1'33.035</b>
24)	43.958	22.352	28.399	<b>1'34.709</b>
25)	37.821	20.846	26.409	<b>1'25.076</b>
26)	38.256	21.260	26.779	<b>1'26.295</b>
27)	24'12.768	20.876	27.560	<b>25'01.204</b>
28)	36.963	20.825	26.438	<b>1'24.226</b>
29)	35.315	19.754	26.197	<b>1'21.266</b>
30)	35.253	20.239	28.929	<b>1'24.421</b>
31)	34.775	19.340	26.164	<b>1'20.279</b>
32)	17'46.607	20.432	26.204	<b>18'33.243</b>
33)	36.264	20.336	25.791	<b>1'22.391</b>
34)	36.976	20.451	26.602	<b>1'24.029</b>
35)	36.649	21.834	28.342	<b>1'26.825</b>
36)	37.221	21.234	27.486	<b>1'25.941</b>
37)	35.901	19.451	25.943	<b>1'21.295</b>
38)	36.831	22.750	33.398	<b>1'32.979</b>
39)	43.763	21.135	26.381	<b>1'31.279</b>
40)	37.364	22.539	27.511	<b>1'27.414</b>
41)	39.252	26.928	30.762	<b>1'36.942</b>
42)	1'01.459	34.419	45.172	<b>2'21.050</b>
43)	56.995	19.979	26.247	<b>1'43.221</b>
44)	35.721	20.745	27.515	<b>1'23.981</b>
45)	35.959	19.851	28.419	<b>1'24.229</b>
46)	03'48.098	23.731	27.356	<b>:04'39.185</b>
47)	34.828	19.681	26.781	<b>1'21.290</b>
48)	36.969	19.863	26.643	<b>1'23.475</b>
49)	35.933	20.049	26.734	<b>1'22.716</b>
50)	36.349	19.971	26.513	<b>1'22.833</b>
51)	34.601	19.344	26.050	<b>1'19.995</b>
52)	35.005	19.451	26.017	<b>1'20.473</b>
53)	35.148	19.789	26.334	<b>1'21.271</b>
54)	41.826	24.812	31.632	<b>1'38.270</b>
55)	48.184	30.123	39.886	<b>1'58.193</b>





# Open Pit Lane 31/01/2009



## ANALISI DEI TEMPI OPL 31/01/2009

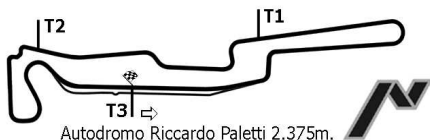
Autodromo Riccardo Paletti 2.375m.

Autodromo Riccardo Paletti 2.375m.


	GIRO	SETT.1	SETT.2	FINISH	TEMPO
<b>95</b>	<b>IACOMELLI Emanuele</b>				
	MINI COOPER				
1)	6'14.171	22.631	30.026		<b>1'33.124</b>
2)	39.930	24.737	30.296		<b>1'34.963</b>
3)	39.865	21.754	29.901		<b>1'31.520</b>
4)	39.774	21.740	29.646		<b>1'31.160</b>
5)	39.374	21.697	29.206		<b>1'30.277</b>
6)	39.246	21.463	29.486		<b>1'30.195</b>
7)	39.241	42.544	30.532		<b>1'52.317</b>
8)	39.412	21.467	31.667		<b>1'32.546</b>
9)	38.971	22.187	31.628		<b>1'32.786</b>
10)	41.096	22.480	29.130		<b>1'32.706</b>
11)	12'37.926	31.269	35.500		<b>13'44.695</b>
12)	51.759	25.481	32.753		<b>1'49.993</b>
13)	39.813	21.805	29.470		<b>1'31.088</b>
14)	39.669	21.290	29.411		<b>1'30.370</b>
15)	39.252	21.315	29.557		<b>1'30.124</b>
16)	39.732	22.742	30.076		<b>1'32.550</b>
17)	39.333	21.575	29.774		<b>1'30.682</b>
18)	39.521	25.003	29.839		<b>1'34.363</b>
19)	42.723	22.036	29.925		<b>1'34.684</b>
20)	39.912	22.154	29.628		<b>1'31.694</b>
21)	39.292				<b>23'08.874</b>
22)					<b>2'17.823</b>
23)	4'08.130	22.237	30.137		<b>5'00.504</b>
24)	39.345	21.574	29.834		<b>1'30.753</b>
25)	40.101	21.549	29.784		<b>1'31.434</b>
26)	39.389	22.029	29.552		<b>1'30.970</b>
27)	39.255	21.633	30.483		<b>1'31.371</b>
28)	40.554	22.854	29.870		<b>1'33.278</b>
29)	39.174	24.188	30.482		<b>1'33.844</b>
30)	39.522	23.582	31.208		<b>1'34.312</b>
31)	18'37.435	25.610	34.567		<b>19'37.612</b>
32)	41.602	22.793	30.046		<b>1'34.441</b>
33)	40.417	22.456	30.343		<b>1'33.216</b>
34)	39.934	22.736	29.969		<b>1'32.639</b>
35)	43.093	22.431	30.296		<b>1'35.820</b>
36)	39.948	21.495	29.994		<b>1'31.437</b>
37)	39.246	23.698	30.314		<b>1'33.258</b>
38)	40.557	21.936	29.534		<b>1'32.027</b>
39)	39.234	21.338	30.201		<b>1'30.773</b>
40)	40.759	21.841	30.775		<b>1'33.375</b>
41)	39.428	22.083	30.493		<b>1'32.004</b>
42)	39.100	21.914	33.662		<b>1'34.676</b>
43)	30'40.311	27.154	40.163		<b>31'47.628</b>
44)	42.715	21.998	30.352		<b>1'35.065</b>
45)	39.790	22.265	29.729		<b>1'31.784</b>
46)	39.278	21.358	29.725		<b>1'30.361</b>
47)	5'15.123	24.073	32.804		<b>6'12.000</b>
48)	39.557	21.791	29.839		<b>1'31.187</b>
49)	40.640	22.243	30.918		<b>1'33.801</b>
50)	39.509	21.699	30.220		<b>1'31.428</b>
51)	39.547	22.162	29.951		<b>1'31.660</b>
52)	39.232	21.148	30.208		<b>1'30.588</b>
53)	39.157	22.805	30.080		<b>1'32.042</b>
54)	11'53.478	28.161	32.865		<b>12'54.504</b>
55)	40.185	23.270	30.211		<b>1'33.666</b>

	GIRO	SETT.1	SETT.2	FINISH	TEMPO
56)	39.650	21.477	29.698		<b>1'30.825</b>
57)	40.464	21.702	29.760		<b>1'31.926</b>
58)	40.001	21.493	30.424		<b>1'31.918</b>
59)	40.126	21.602	30.001		<b>1'31.729</b>
60)	39.643	21.571	30.859		<b>1'32.073</b>
61)	40.523	21.474	30.107		<b>1'32.104</b>
62)	39.964	21.476	29.652		<b>1'31.092</b>
63)	39.330	21.499	29.757		<b>1'30.586</b>
64)	40.006	21.858	30.197		<b>1'32.061</b>





# Open Pit Lane 31/01/2009



## ANALISI DEI TEMPI OPL 31/01/2009

Autodromo Riccardo Paletti 2.375m.

Autodromo Riccardo Paletti 2.375m.

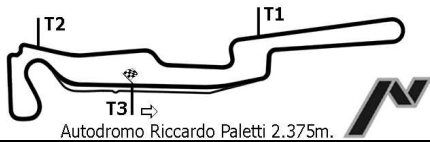
GIRO SETT.1 SETT.2 FINISH TEMPO

GIRO SETT.1 SETT.2 FINISH TEMPO

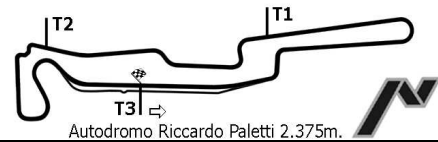
### 96 MONTANARI David

PORSCHE 996

1)	9'02.849	21.261	28.058	<b>1'28.292</b>
2)	34.989	19.745	25.616	<b>1'20.350</b>
3)	34.243	19.780	25.623	<b>1'19.646</b>
4)	33.236	18.648	25.681	<b>1'17.565</b>
5)	33.250	18.398	25.247	<b>1'16.895</b>
6)	7'10.754	19.302	25.798	<b>7'55.854</b>
7)	33.618	18.608	25.746	<b>1'17.972</b>
8)	33.444	18.049	25.333	<b>1'16.826</b>
9)	9'09.542	19.475	26.182	<b>9'55.199</b>
10)	33.391	18.669	25.422	<b>1'17.482</b>
11)	33.475	19.530	25.150	<b>1'18.155</b>
12)	33.548	18.960	26.171	<b>1'18.679</b>
13)	34.144	20.007	26.111	<b>1'20.262</b>
14)	33.656	19.222	26.098	<b>1'18.976</b>
15)	33.900	18.558	26.983	<b>1'19.441</b>
16)	34.274	18.483	24.934	<b>1'17.691</b>
17)	33.178	18.320	25.196	<b>1'16.694</b>
18)	36.339	19.091	26.131	<b>1'21.561</b>
19)	32.902	18.358	25.068	<b>1'16.328</b>
20)	32.929	17.944	25.076	<b>1'15.949</b>
21)	9'08.111	19.838	26.415	<b>9'54.364</b>
22)	35.394	18.703	25.340	<b>1'19.437</b>
23)	32.956	18.461	24.895	<b>1'16.312</b>
24)	36.981	19.001	25.394	<b>1'21.376</b>
25)	33.416	20.709	26.990	<b>1'21.115</b>
26)	33.139	18.309	25.218	<b>1'16.666</b>
27)	33.093	18.138	24.930	<b>1'16.161</b>
28)	35.491	19.154	28.030	<b>1'22.675</b>
29)	33.840	18.431	25.357	<b>1'17.628</b>
30)	34.751	18.831	24.934	<b>1'18.516</b>
31)	36.105	20.091	25.890	<b>1'22.086</b>
32)	33.751	18.398	26.393	<b>1'18.542</b>
33)	01'52.344	21.899	30.069	<b>:02'44.312</b>
34)	38.162	19.970	26.047	<b>1'24.179</b>
35)	36.043	22.019	27.823	<b>1'25.885</b>
36)	33.787	18.444	25.250	<b>1'17.481</b>
37)	32.860	18.624	25.999	<b>1'17.483</b>
38)	14'31.090	20.073	26.144	<b>15'17.307</b>
39)	34.277	19.054	26.029	<b>1'19.360</b>
40)	34.297	18.812	25.348	<b>1'18.457</b>
41)	34.159	18.741	25.171	<b>1'18.071</b>
42)	33.535	18.736	25.312	<b>1'17.583</b>
43)	5'18.347	18.988	25.473	<b>6'02.808</b>
44)	33.650	18.704	25.349	<b>1'17.703</b>
45)	34.335	18.742	25.014	<b>1'18.091</b>
46)	32.800	18.307	25.033	<b>1'16.140</b>
47)	33.160	18.337	25.217	<b>1'16.714</b>



# Open Pit Lane 31/01/2009



## ANALISI DEI TEMPI OPL 31/01/2009

Autodromo Riccardo Paletti 2.375m.

Autodromo Riccardo Paletti 2.375m.

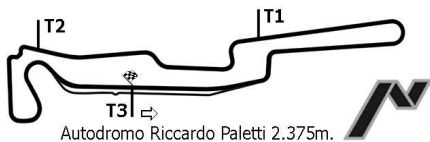
GIRO SETT.1 SETT.2 FINISH TEMPO

GIRO SETT.1 SETT.2 FINISH TEMPO

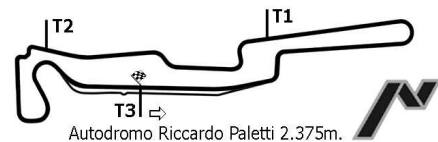
**97 PORTAPUGLIA Cristina**  
FORD SIERRA

1)	8'52.599	22.346	29.301	<b>1'36.453</b>
2)	38.851	20.814	27.933	<b>1'27.598</b>
3)	38.297	20.954	28.429	<b>1'27.680</b>
4)	37.776	22.483	27.957	<b>1'28.216</b>
5)	37.806	20.209	27.866	<b>1'25.881</b>
6)	37.311	20.385	27.997	<b>1'25.693</b>
7)	37.479	20.272	28.180	<b>1'25.931</b>
8)	37.700	20.150	28.983	<b>1'26.833</b>
9)	37.840	20.186	27.897	<b>1'25.923</b>
10)	37.868	20.461	27.843	<b>1'26.172</b>
11)	37.905	20.433	27.944	<b>1'26.282</b>
12)	38.225	20.428	27.822	<b>1'26.475</b>
13)	6'36.055	24.551	31.400	<b>7'32.006</b>
14)	43.326	23.695	31.280	<b>1'38.301</b>
15)	43.832	24.198	30.851	<b>1'38.881</b>
16)	42.828	23.996	31.719	<b>1'38.543</b>
17)	41.747	25.235	30.295	<b>1'37.277</b>
18)	40.783	22.848	30.794	<b>1'34.425</b>
19)	41.017	22.582	29.850	<b>1'33.449</b>
20)	40.099	23.234	30.477	<b>1'33.810</b>
21)	40.229	24.607	29.395	<b>1'34.231</b>
22)	43.246	22.048	29.648	<b>1'34.942</b>
23)	40.171	22.333	28.947	<b>1'31.451</b>
24)	39.472	22.024	30.568	<b>1'32.064</b>
25)	39.706	21.665	28.837	<b>1'30.208</b>
26)	39.736	22.851	29.649	<b>1'32.236</b>
27)	40.487	22.427	29.085	<b>1'31.999</b>
28)	6'59.711	20.641	27.736	<b>7'48.088</b>
29)	37.700	21.284	27.820	<b>1'26.804</b>
30)	37.301	21.176	29.085	<b>1'27.562</b>
31)	37.356	20.206	27.792	<b>1'25.354</b>
32)	37.503	20.240	27.535	<b>1'25.278</b>
33)	37.698	20.191	28.359	<b>1'26.248</b>
34)	37.322	20.359	27.623	<b>1'25.304</b>
35)	36.954	20.213	27.578	<b>1'24.745</b>
36)	37.235	21.260	29.953	<b>1'28.448</b>
37)	37.221	20.268	28.103	<b>1'25.592</b>
38)	32'45.790	23.199	29.405	<b>33'38.394</b>
39)	40.670	24.437	30.166	<b>1'35.273</b>
40)	40.618	23.294	29.269	<b>1'33.181</b>
41)	40.182	22.642	31.910	<b>1'34.734</b>
42)	1'25.287	28.106	30.816	<b>2'24.209</b>
43)	41.662	23.337	29.483	<b>1'34.482</b>
44)	40.998	25.822	32.971	<b>1'39.791</b>
45)	41.164	25.615	30.627	<b>1'37.406</b>
46)	41.596	23.633	31.345	<b>1'36.574</b>
47)	41.696	24.132	29.388	<b>1'35.216</b>
48)	39.919	22.402	29.891	<b>1'32.212</b>
49)	40.442	22.662	29.826	<b>1'32.930</b>
50)	5'55.402	21.134	28.558	<b>6'45.094</b>
51)	37.973	20.217	27.990	<b>1'26.180</b>
52)	37.495	20.555	27.830	<b>1'25.880</b>
53)	38.223	20.618	28.043	<b>1'26.884</b>
54)	37.725	20.762	27.990	<b>1'26.477</b>
55)	38.706	21.702	28.753	<b>1'29.161</b>





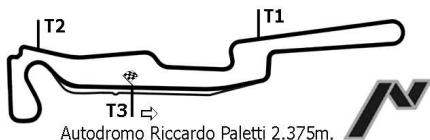
# Open Pit Lane 31/01/2009




## ANALISI DEI TEMPI OPL 31/01/2009

GIRO	SETT.1	SETT.2	FINISH	TEMPO
<b>98</b>	<b>CERESOLI Maurizio</b>			
	CITROEN SAXO			
1)			28.780	<b>1'29.722</b>
2)	38.946	20.925	28.846	<b>1'28.717</b>
3)	38.618	20.610	28.351	<b>1'27.579</b>
4)	38.282	21.165	29.201	<b>1'28.648</b>
5)	10'09.416	20.653	28.036	<b>10'58.105</b>
6)	38.774	20.767	28.096	<b>1'27.637</b>
7)	38.000	20.437	27.910	<b>1'26.347</b>
8)	37.849	20.166	28.010	<b>1'26.025</b>
9)	37.942	20.365	28.007	<b>1'26.314</b>
10)	38.894	21.086	29.316	<b>1'29.296</b>
11)	38.315	20.240	29.487	<b>1'28.042</b>
12)	38.261	20.645	28.750	<b>1'27.656</b>
13)	10'52.156	24.195	30.643	<b>11'46.994</b>
14)	39.686	21.348	28.314	<b>1'29.348</b>
15)	38.526	21.119	28.478	<b>1'28.123</b>
16)	40.095	21.104	29.072	<b>1'30.271</b>
17)	38.601	20.963	30.931	<b>1'30.495</b>
18)	39.225	20.636	29.412	<b>1'29.273</b>
19)	43.306	20.882	37.077	<b>1'41.265</b>
20)	9'09.362	21.217	30.753	<b>10'01.332</b>
21)	38.318	20.172	27.589	<b>1'26.079</b>
22)	37.675	19.968	27.648	<b>1'25.291</b>
23)	37.653	19.788	27.461	<b>1'24.902</b>
24)	38.136	19.873	27.703	<b>1'25.712</b>
25)	37.464	19.761	27.365	<b>1'24.590</b>
26)	37.212	19.593	27.359	<b>1'24.164</b>
27)	37.164	22.867	28.348	<b>1'28.379</b>
28)	37.232	19.772	27.259	<b>1'24.263</b>
29)	37.487	19.573	27.243	<b>1'24.303</b>
30)	37.115	19.632	27.309	<b>1'24.056</b>
31)	10'43.214	25.391	29.778	<b>11'38.383</b>
32)	5'25.119	21.233	28.910	<b>6'15.262</b>
33)	38.776	20.492	28.576	<b>1'27.844</b>
34)	38.784	23.217	30.709	<b>1'32.710</b>
35)	38.598	21.052	28.442	<b>1'28.092</b>
36)	39.804	20.895	29.559	<b>1'30.258</b>
37)	39.227	21.247	29.791	<b>1'30.265</b>
38)	39.304	20.926	28.584	<b>1'28.814</b>
39)	38.217	21.683	28.087	<b>1'27.987</b>
40)	39.274	20.705	28.589	<b>1'28.568</b>
41)	38.648	20.613	28.218	<b>1'27.479</b>
42)	38.484	20.915	28.772	<b>1'28.171</b>
43)	39.100	21.099	28.852	<b>1'29.051</b>
44)	38.601	20.814	28.152	<b>1'27.567</b>
45)	41.665	21.534	29.460	<b>1'32.659</b>
46)	29'07.854	22.772	30.128	<b>30'00.754</b>
47)	40.340	20.912	28.493	<b>1'29.745</b>
48)	39.799	20.342	27.931	<b>1'28.072</b>
49)	37.841	20.339	28.271	<b>1'26.451</b>
50)	37.983	20.263	38.027	<b>1'36.273</b>
51)	4'31.254	21.383	28.490	<b>5'21.127</b>
52)	37.981	20.268	27.966	<b>1'26.215</b>
53)	37.708	20.158	27.647	<b>1'25.513</b>
54)	37.380	19.984	28.269	<b>1'25.633</b>
55)	37.698	20.406	28.770	<b>1'26.874</b>

GIRO	SETT.1	SETT.2	FINISH	TEMPO
56)	37.801	20.226	28.204	<b>1'26.231</b>
57)	38.110	20.114	27.981	<b>1'26.205</b>
58)	38.119	20.651	28.324	<b>1'27.094</b>
59)	10'52.068	35.707	38.858	<b>12'06.633</b>
60)	38.793	20.628	27.955	<b>1'27.376</b>
61)	38.542	20.312	27.492	<b>1'26.346</b>
62)	37.778	20.249	27.490	<b>1'25.517</b>
63)	38.035	21.286	28.215	<b>1'27.536</b>
64)	37.782	20.797	27.565	<b>1'26.144</b>
65)	6'53.958	21.503	28.025	<b>7'43.486</b>



# Open Pit Lane 31/01/2009



## ANALISI DEI TEMPI OPL 31/01/2009

Autodromo Riccardo Paletti 2.375m.

Autodromo Riccardo Paletti 2.375m.

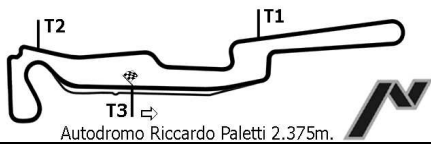
GIRO SETT.1 SETT.2 FINISH TEMPO

GIRO SETT.1 SETT.2 FINISH TEMPO

### 99 BIN Simone

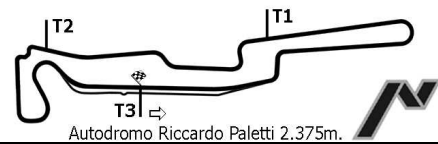
PEUGEOT 106

1)	40'04.636	25.103	46.523	<b>1'56.745</b>
2)	43.514	24.438	32.339	<b>1'40.291</b>
3)	43.387	24.702	32.000	<b>1'40.089</b>
4)	42.662	23.791	38.251	<b>1'44.704</b>
5)	44.336	23.970	32.071	<b>1'40.377</b>
6)	42.662	24.896	32.042	<b>1'39.600</b>
7)	42.678	24.146	31.559	<b>1'38.383</b>
8)	44.562	23.279	31.195	<b>1'39.036</b>
9)	41.911	22.782	31.023	<b>1'35.716</b>
10)	41.545	22.501	30.450	<b>1'34.496</b>
11)	43.616	29.827	40.792	<b>1'54.235</b>
12)	49.746	29.123	37.365	<b>1'56.234</b>
13)	41.434	22.892	31.030	<b>1'35.356</b>
14)	41.160	22.069	29.793	<b>1'33.022</b>
15)	24'37.843	30.305	34.118	<b>25'42.266</b>
16)	41.501	23.475	30.987	<b>1'35.963</b>
17)	17'43.978	33.600	34.330	<b>18'51.908</b>
18)	42.674	23.803	47.487	<b>1'53.964</b>
19)	47.363	24.899	32.080	<b>1'44.342</b>
20)	49.361	23.466	31.638	<b>1'44.465</b>
21)	45.714	23.501	31.087	<b>1'40.302</b>
22)	41.600	22.928	30.987	<b>1'35.515</b>
23)	43.885	22.727	30.952	<b>1'37.564</b>
24)	42.824	22.341	30.728	<b>1'35.893</b>
25)	41.382	22.056	29.758	<b>1'33.196</b>
26)	42.495	21.694	29.522	<b>1'33.711</b>
27)	56.538	30.173	39.582	<b>2'06.293</b>
28)	44'30.437	24.982	31.800	<b>45'27.219</b>
29)	43.268	22.288	30.314	<b>1'35.870</b>
30)	42.728	21.734	29.585	<b>1'34.047</b>
31)	40.244	22.748	30.153	<b>1'33.145</b>
32)	40.939	24.592	29.218	<b>1'34.749</b>
33)	16'53.231	24.858	31.166	<b>17'49.255</b>
34)	42.504	21.959	30.611	<b>1'35.074</b>
35)	41.782	22.309	29.442	<b>1'33.533</b>
36)	40.542	27.667	30.749	<b>1'38.958</b>
37)	40.615	21.991	29.575	<b>1'32.181</b>
38)	40.038	21.571	29.714	<b>1'31.323</b>
39)	40.201	21.521	28.880	<b>1'30.602</b>
40)	40.387	22.022	29.429	<b>1'31.838</b>



**Open Pit Lane  
31/01/2009**

**ANALISI DEI TEMPI OPL 31/01/2009**



Autodromo Riccardo Paletti 2.375m.

Autodromo Riccardo Paletti 2.375m.

GIRO    SETT.1    SETT.2    FINISH    TEMPO

GIRO    SETT.1    SETT.2    FINISH    TEMPO

Esposta ore:

IL D.S. CRONOMETRAGGIO : Rapi Andrea