




OPL

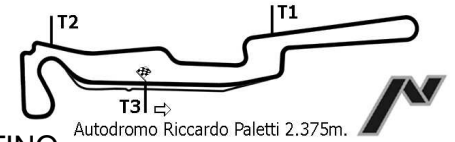


ANALISI DEI TEMPI SESSIONE DI PROVA MATTINO

GIRO	VEL	SETT.1	SETT.2	FINISH	TEMPO	GIRO	VEL	SETT.1	SETT.2	FINISH	TEMPO
51	"WILL"	BMW AG392C									
1)	(145.9)	3'00.676	24.135	32.060	1'38.655						
2)	(167.9)	38.937	22.296	30.814	1'32.047						
3)	(170.6)	39.323	23.232	32.367	1'34.922						
4)	(166.6)	38.371	21.906	30.424	1'30.701						
5)	(163.1)	39.941	22.424	30.240	1'32.605						
6)	(167.9)	28'02.137	24.337	32.485	28'58.959						
7)	(168.4)	38.440	21.749	29.516	1'29.705						
8)	(166.4)	38.683	21.472	28.951	1'29.106						
9)	(168.4)	38.431	22.066	30.073	1'30.570						
10)	(150.6)	38.326	21.098	29.717	1'29.141						
11)	(167.9)	37.362	24.685	29.537	1'31.584						
12)	(170.3)	54.822	22.508	29.042	1'46.372						
13)	(166.4)	35'01.937	23.367	30.689	35'55.993						
14)	(166.1)	39.684	21.350	29.151	1'30.185						
15)	(134.8)	16'17.892	21.195	30.895	17'09.982						
16)	(167.7)	37.364	20.647	28.915	1'26.926						
17)	(156.7)	37.719	21.578	28.870	1'28.167						
18)	(169.0)	37.318	21.095	29.070	1'27.483						
19)	(169.0)	37.712	21.438	31.066	1'30.216						
20)	(105.0)	36'59.678	22.302	29.465	37'51.445						
21)	(153.8)	38.433	21.094	29.232	1'28.759						
22)	(170.3)	37.506	20.838	29.931	1'28.275						
23)	(159.2)	44.708	23.593	29.563	1'37.864						
24)	(167.1)	37.471	21.054	29.133	1'27.658						



OPL




ANALISI DEI TEMPI SESSIONE DI PROVA MATTINO

GIRO	VEL	SETT.1	SETT.2	FINISH	TEMPO	GIRO	VEL	SETT.1	SETT.2	FINISH	TEMPO
52	LOCATELLI Franco										
PORCHE CAYMA											
1)	(139.3)	4'08.613	25.072	30.524	1'37.493						
2)	(151.2)	39.767	23.012	29.488	1'32.267						
3)	(157.2)	14'44.959	23.369	29.470	15'37.798						
4)	(158.1)	37.672	21.704	28.335	1'27.711						
5)	(164.3)	37.373	21.608	33.206	1'32.187						
6)	(144.1)	38.699	21.577	28.755	1'29.031						
7)	(162.1)	40.149	21.117	28.252	1'29.518						
8)	(161.9)	37.102	21.141	28.524	1'26.767						
9)	(154.2)	37.505	20.950	27.580	1'26.035						
10)	(163.3)	30'15.024	22.452	28.413	31'05.889						
11)	(161.9)	37.679	21.120	27.810	1'26.609						
12)	(164.3)	37.094	21.517	28.966	1'27.577						
13)	(159.0)	37.386	21.222	27.721	1'26.329						
14)	(160.0)	39.143	21.379	27.847	1'28.369						
15)	(162.4)	38.560	21.228	27.865	1'27.653						
16)	(161.4)	14'51.016	24.037	31.190	15'46.243						
17)	(150.4)	38.607	20.980	27.886	1'27.473						
18)	(164.1)	37.022	21.588	27.856	1'26.466						
19)	(160.9)	38.583	21.849	29.352	1'29.784						
20)	(163.8)	37.280	20.892	28.186	1'26.358						
21)	(162.1)	37.465	23.818	30.832	1'32.115						
22)	(140.6)	38.388	23.230	31.389	1'33.007						
23)	(156.0)	37.875	23.687	28.156	1'29.718						
24)	(162.6)	14'42.345	25.268	40.181	15'47.794						
25)	(97.4)	1'03.942	23.585	32.822	2'00.349						
26)	(137.4)	43.815	22.170	29.496	1'35.481						
27)	(91.1)	30'10.850	24.172	30.291	31'05.313						
28)	(155.3)	37.858	21.175	27.931	1'26.964						
29)	(161.6)	37.608	21.004	28.579	1'27.191						
30)	(99.8)	40.760	21.674	29.255	1'31.689						
31)	(154.0)	37.879	21.277	28.514	1'27.670						
32)	(163.3)	37.500	21.353	28.476	1'27.329						
33)	(162.6)	44.039	26.047	37.103	1'47.189						
34)	(160.9)	47.041	22.331	28.712	1'38.084						



OPL




ANALISI DEI TEMPI SESSIONE DI PROVA MATTINO

	GIRO	VEL	SETT.1	SETT.2	FINISH	TEMPO		GIRO	VEL	SETT.1	SETT.2	FINISH	TEMPO
53	LOCATELLI Tommaso												
	PORCHE BOXTE												
1)	(97.1)	6'03.098	26.062	36.096	1'53.371								
2)	(151.0)	39.103	22.383	29.169	1'30.655								
3)	(159.0)	38.005	22.103	28.458	1'28.566								
4)	(156.9)	11'22.637	23.128	28.969	12'14.734								
5)	(156.7)	37.154	21.844	28.547	1'27.545								
6)	(127.3)	48.126	21.330	28.128	1'37.584								
7)	(151.0)	37.488	21.198	28.706	1'27.392								
8)	(154.7)	39.115	23.444	37.496	1'40.055								
9)	(72.0)	43.516	21.868	28.271	1'33.655								
10)		31'13.710	22.089	28.438	32'04.237								
11)		37.732	20.933	28.102	1'26.767								
12)	(159.5)	36.817	22.107	28.965	1'27.889								
13)	(157.8)	37.145	21.016	27.717	1'25.878								
14)	(161.9)	37.176	20.934	27.918	1'26.028								
15)	(158.3)	16'52.417	46.478	45.622	18'24.517								
16)		37.704	20.928	29.863	1'28.495								
17)	(152.7)	37.999	22.557	29.257	1'29.813								
18)	(151.8)	37.423	21.129	28.659	1'27.211								
19)	(155.1)	41.057	21.375	27.978	1'30.410								
20)	(156.2)	46.433	30.756	31.739	1'48.928								
21)	(156.7)	37.263	20.878	28.217	1'26.358								
22)	(101.7)	14'47.904	25.545	33.182	15'46.631								
23)		1'00.043	32.371	35.419	2'07.833								
24)		39.735	22.258	30.290	1'32.283								
25)	(79.8)	32'26.614	22.846	28.897	33'18.357								
26)	(153.6)	37.549	20.976	28.638	1'27.163								
27)	(116.7)	39.458	21.413	28.102	1'28.973								
28)		37.261	20.626	30.491	1'28.378								
29)	(156.0)	51.967	21.999	28.113	1'42.079								
30)	(156.0)	38.071	22.106	31.411	1'31.588								
31)		49.822	21.332	28.158	1'39.312								
32)	(157.6)	36.945	20.614	28.077	1'25.636								



OPL




ANALISI DEI TEMPI SESSIONE DI PROVA MATTINO

Autodromo Riccardo Paletti 2.375m.

GIRO	VEL	SETT.1	SETT.2	FINISH	TEMPO	GIRO	VEL	SETT.1	SETT.2	FINISH	TEMPO
54	CALABRESE Francesco										
	PEUGEOT 206										
1)	(153.8)	10'33.033	20.058	28.077	1'25.245						
2)	(150.6)	37.095	21.960	27.426	1'26.481						
3)	(152.7)	37.679	19.687	27.425	1'24.791						
4)	(152.5)	37.033	19.656	27.410	1'24.099						
5)	(152.3)	36.985	19.782	27.434	1'24.201						
6)	(152.3)	36.752	19.737	27.333	1'23.822						
7)	(138.4)	8'48.490	20.262	27.688	9'36.440						
8)	(151.2)	37.008	19.881	27.245	1'24.134						
9)	(152.7)	36.759	19.750	27.433	1'23.942						
10)	(152.3)	38.762	19.860	27.489	1'26.111						
11)	(151.6)	10'37.559	20.208	27.858	11'25.625						
12)	(152.9)	37.690	19.554	27.527	1'24.771						
13)	(152.7)	37.182	22.191	27.273	1'26.646						
14)	(152.7)	37.169	19.782	27.308	1'24.259						
15)	(153.1)	37.389	20.405	27.532	1'25.326						
16)	(152.1)	37.224	20.010	28.904	1'26.138						
17)	(152.1)	39.831	19.697	27.334	1'26.862						
18)	(151.6)	49'53.177	20.259	28.015	50'41.451						
19)	(149.3)	37.740	20.342	27.769	1'25.851						
20)	(150.0)	37.657	20.741	27.724	1'26.122						
21)	(148.7)	37.785	21.137	28.067	1'26.989						
22)	(147.1)	37.847	20.125	27.996	1'25.968						
23)	(148.7)	37.956	20.145	27.853	1'25.954						
24)	(148.1)	37.794	20.199	30.130	1'28.123						
25)	(148.1)	38.268	20.662	28.639	1'27.569						
26)	(147.9)	38.689	21.681	30.570	1'30.940						
27)	(146.9)	4'51.267	24.214	29.950	5'45.431						
28)	(146.3)	37.831	20.267	27.796	1'25.894						
29)	(147.1)	37.731	20.134	27.892	1'25.757						
30)	(147.9)	38.607	20.274	27.907	1'26.788						
31)	(147.7)	37.543	20.133	27.910	1'25.586						
32)	(147.3)	37.929	20.242	27.974	1'26.145						
33)	(147.3)	42.144	24.429	28.147	1'34.720						
34)	(147.3)	37.921	20.097	29.546	1'27.564						
35)	(146.7)	37.972	20.240	28.107	1'26.319						
36)	(147.5)	35'51.643	20.033	27.687	36'39.363						
37)	(148.7)	37.635	19.924	27.456	1'25.015						
38)	(149.5)	37.377	19.933	27.838	1'25.148						
39)	(140.9)	38.071	20.504	27.852	1'26.427						
40)	(150.4)	37.167	19.876	28.023	1'25.066						
41)	(114.1)	6'49.110	19.963	28.028	7'37.101						
42)	(148.1)	37.307	19.796	27.478	1'24.581						
43)	(150.0)	37.942	22.075	28.104	1'28.121						
44)	(149.7)	37.873	19.936	27.466	1'25.275						
45)	(149.7)	37.269	20.058	27.712	1'25.039						
46)	(149.3)	37.325	19.867	27.915	1'25.107						
47)	(150.0)	37.117	20.286	27.956	1'25.359						
48)	(148.9)	37.601	19.951	27.623	1'25.175						
49)	(147.9)	37.339	19.776	28.031	1'25.146						
50)	(148.9)	37.250	19.788	27.499	1'24.537						
51)	(149.1)	37.404	19.914	27.498	1'24.816						



OPL




ANALISI DEI TEMPI SESSIONE DI PROVA MATTINO

GIRO	VEL	SETT.1	SETT.2	FINISH	TEMPO	GIRO	VEL	SETT.1	SETT.2	FINISH	TEMPO
55	PICCIALLO Cristian										
HONDA CIVIC											
1)		26'38.786	21.152	28.468	1'29.344						
2)	(161.6)	37.333	20.661	29.195	1'27.189						
3)	(157.4)	37.712	20.411	27.382	1'25.505						
4)	(162.8)	36.631	20.187	26.925	1'23.743						
5)	(163.1)	36.143	21.033	27.329	1'24.505						
6)	(163.1)	5'31.882	20.946	27.404	6'20.232						
7)	(162.6)	36.570	19.772	26.842	1'23.184						
8)	(163.8)	35.912	19.861	27.634	1'23.407						
9)	(163.6)	36.066	19.811	27.918	1'23.795						
10)	(163.8)	36.679	19.724	27.306	1'23.709						
11)	(163.6)	35.892	19.553	26.742	1'22.187						
12)	(164.3)	36.226	19.530	29.107	1'24.863						
13)	(107.6)	40'43.696	22.828	29.131	:41'35.655						
14)	(152.7)	37.647	20.497	27.510	1'25.654						
15)	(161.4)	36.557	20.064	27.148	1'23.769						
16)	(156.2)	36.875	20.233	27.396	1'24.504						
17)	(162.1)	36.536	19.941	27.171	1'23.648						
18)	(161.6)	36.343	20.384	27.501	1'24.228						
19)	(161.1)	36.357	19.796	27.198	1'23.351						
20)	(162.1)	36.374	21.097	33.036	1'30.507						



OPL




ANALISI DEI TEMPI SESSIONE DI PROVA MATTINO

GIRO	VEL	SETT.1	SETT.2	FINISH	TEMPO	GIRO	VEL	SETT.1	SETT.2	FINISH	TEMPO
56	PEETERS Hans Pieter										
LOTUS ELISE											
1)	7'50.846	23.546	30.435	1'38.166	55)	(147.1)	37.766	21.297	28.296	1'27.359	
2)	42.701	22.652	29.767	1'35.120	56)	(146.5)	37.810	21.195	28.260	1'27.265	
3)	6'20.060	22.440	29.359	7'11.859	57)	(119.7)	47.572	28.641	33.527	1'49.740	
4)	39.321	22.167	30.141	1'31.629	58)	(90.3)	50.510	29.614	37.848	1'57.972	
5)	38.721	21.798	28.413	1'28.932	59)	(95.6)	44.488	22.612	28.919	1'36.019	
6)	39.296	21.956	30.669	1'31.921	60)	(146.3)	39.212	23.142	29.306	1'31.660	
7)	39.167	21.758	28.598	1'29.523	61)	(146.5)	38.043	21.098	28.101	1'27.242	
8)	9'12.605	22.229	28.787	10'03.621	62)	(146.7)	37.491	21.492	28.061	1'27.044	
9)	38.558	22.200	29.142	1'29.900	63)	(146.5)	12'46.328	12'44.549	13'42.847		
10)	40.326	22.546	28.819	1'31.691	64)	(147.1)	40.236	21.860	28.858	1'30.954	
11)	38.419	21.393	28.252	1'28.064	65)	(147.9)	37.804	20.988	28.325	1'27.117	
12)	38.673	22.057	33.210	1'33.940	66)	(147.3)	37.868			1'26.620	
13)	48.797	26.566	33.144	1'48.507	67)	(146.7)	38.655	21.120	28.267	1'28.042	
14)	39.159	21.715	28.241	1'29.115	68)	(146.9)	37.846			1'26.812	
15)	38.602	21.676	28.404	1'28.682	69)	(146.9)	37.734	27.941	35.999	1'41.674	
16)	38.512	21.640	28.552	1'28.704	70)	(95.4)	5'12.578			6'03.593	
17)	44.946	27.331	33.885	1'46.162	71)	(146.7)	38.296	21.335	28.069	1'27.700	
18)	50.304	28.219	31.157	1'49.680	72)	(146.9)	37.953	21.056	28.000	1'27.009	
19)	39.044	22.835	29.084	1'30.963	73)	(146.9)	38.491	20.902	27.811	1'27.204	
20)	38.437	21.760	28.593	1'28.790	74)	(148.3)	37.752	20.701	27.663	1'26.116	
21)	11'04.085	23.302	29.271	11'56.658							
22)	(147.9)	38.488	21.931	28.661	1'29.080						
23)	(148.7)	38.839	21.974	29.116	1'29.929						
24)	(147.5)	38.883	22.140	28.955	1'29.978						
25)	(146.7)	12'16.881	24.061	30.347	13'11.289						
26)	(144.5)	39.273	21.693	28.717	1'29.683						
27)	(144.7)	38.757	21.871	28.818	1'29.446						
28)	(145.7)	38.757	21.904	28.756	1'29.417						
29)	(127.9)	47.448	29.286	35.594	1'52.328						
30)	(100.7)	42.002	22.494	29.586	1'34.082						
31)	(146.5)	38.805	22.020	29.885	1'30.710						
32)	(145.3)	39.243	23.180	29.122	1'31.545						
33)	(144.7)	40.219	21.770	30.515	1'32.504						
34)	(117.6)	42.418			1'33.200						
35)	(104.2)	10'12.398	24.096	31.345	11'07.839						
36)	(145.5)	38.900			1'29.183						
37)	(146.3)	38.498	21.319	28.524	1'28.341						
38)	(147.1)	39.050	21.902	30.122	1'31.074						
39)	(143.8)	40.077	22.070	29.026	1'31.173						
40)	(145.3)	39.579	21.424	28.781	1'29.784						
41)	(145.7)	9'03.660	22.855	29.429	9'55.944						
42)	(147.7)	38.279	21.161	27.845	1'27.285						
43)	(148.9)	38.402	21.011	28.307	1'27.720						
44)	(149.3)	37.989	21.044	27.985	1'27.018						
45)	(148.3)	38.293	21.178	27.981	1'27.452						
46)	(149.3)	37.746	21.178	30.028	1'28.952						
47)	(144.9)	17'28.505	29.759	29.814	18'28.078						
48)	(145.1)	37.968	21.373	28.437	1'27.778						
49)	(148.3)	37.910	20.912	28.017	1'26.839						
50)	(148.1)	38.078			1'28.677						
51)	(146.3)	38.026			1'27.680						
52)	(146.5)	37.934	21.142	28.078	1'27.154						
53)	(146.9)	37.964	20.940	27.975	1'26.879						
54)	(147.3)	39.004	21.029	28.011	1'28.044						



OPL




ANALISI DEI TEMPI SESSIONE DI PROVA MATTINO

GIRO	VEL	SETT.1	SETT.2	FINISH	TEMPO	GIRO	VEL	SETT.1	SETT.2	FINISH	TEMPO
57	PERAZZOLO Mirko										
HONDA S2000											
1)					1'22.425						
2)					1'22.127						
3)					1'21.748						
4)		35.876	19.991	27.267	1'23.134						
5)	(159.0)	36.260	19.909	29.047	1'25.216						
6)	(158.1)	36.310	21.151	26.720	1'24.181						
7)	(158.5)	36.384	19.623	28.009	1'24.016						
8)	(158.8)	7'47.650	25.426	26.731	8'39.807						
9)	(159.7)	36.392	19.196	26.807	1'22.395						
10)	(159.5)	38.964	37.757	42.894	1'59.615						
11)	(84.7)	59.572	35.645	37.338	2'12.555						
12)	(155.1)	36.792	19.787	26.456	1'23.035						
13)	(159.7)	36.034	21.149	27.472	1'24.655						
14)	(159.7)	53.810	22.173	27.683	1'43.666						
15)	(157.2)	36.973	20.357	26.813	1'24.143						
16)	(159.2)	36.202	19.378	26.718	1'22.298						
17)	(159.2)	36.312	20.162	28.478	1'24.952						
18)	(158.8)	37.523	21.689	26.716	1'25.928						
19)	(160.0)	35.812	19.595	28.419	1'23.826						
20)	(159.5)	36.359	19.409	28.704	1'24.472						
21)	(103.3)	37'02.395	39.875	38.997	38'21.267						
22)	(156.7)	36.814	19.804	26.797	1'23.415						
23)	(159.0)	37.699	20.482	29.446	1'27.627						
24)	(156.7)	37.040	19.843	28.086	1'24.969						
25)	(156.9)	36.896	22.385	27.630	1'26.911						
26)	(156.7)	38.069	19.553	27.015	1'24.637						
27)	(145.7)	37.111	19.553	29.423	1'26.087						
28)	(84.0)	12'36.261	20.629	27.119	13'24.009						
29)	(155.3)	36.973	20.196	27.491	1'24.660						
30)	(156.7)	37.644	20.154	28.086	1'25.884						
31)	(154.7)	36.251	34.559	28.407	1'39.217						
32)	(153.1)	12'38.775	20.378	27.841	13'26.994						
33)	(155.1)	37.003	21.612	26.838	1'25.453						
34)	(155.8)	36.461	19.597	27.054	1'23.112						
35)	(155.8)	36.530	19.513	27.576	1'23.619						



OPL

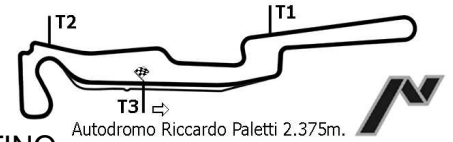


ANALISI DEI TEMPI SESSIONE DI PROVA MATTINO

GIRO	VEL	SETT.1	SETT.2	FINISH	TEMPO	GIRO	VEL	SETT.1	SETT.2	FINISH	TEMPO
58	BONNI Massimo										
FIAT PUNTO											
1)	8'56.764	22.306	30.875	1'34.537							
2)	41.204	22.253	30.715	1'34.172							
3)	41.311	22.177	30.681	1'34.169							
4)	41.888	21.929	31.849	1'35.666							
5)	42.583	22.057	30.859	1'35.499							
6)	40.934	21.931	31.790	1'34.655							
7)	9'56.763	22.717	30.950	10'50.430							
8)	41.480	22.197	29.544	1'33.221							
9)	41.275			1'33.544							
10)	43.865	21.806	32.212	1'37.883							
11)	29'05.983	22.125	30.303	29'58.411							
12)	41.122	21.553	29.602	1'32.277							
13)	41.628	21.817	29.471	1'32.916							
14)	40.573	21.988	29.525	1'32.086							
15)	15'47.186	21.794	29.899	16'38.879							
16)	41.015	22.289	33.607	1'36.911							
17)	42.911	21.878	30.025	1'34.814							
18)	40.982	22.273	30.314	1'33.569							
19)	40.730	21.622	29.591	1'31.943							
20)	58.670	28.846	35.464	2'02.980							
21)	41.599	21.834	30.908	1'34.341							
22)	44.602	23.322	30.714	1'38.638							
23)	15'30.938	23.508	30.127	16'24.573							
24)	40.873	21.746	29.587	1'32.206							
25)	5'05.743	22.437	30.038	5'58.218							
26)	41.024	21.599	29.616	1'32.239							
27)	41.143	22.295	31.977	1'35.415							
28)	41.223	21.631	29.654	1'32.508							
29)	41.133	22.057	32.648	1'35.838							
30)	50.513	22.357	29.792	1'42.662							
31)	44'03.801	21.665	31.725	44'57.191							
32)	40.406	21.575	29.643	1'31.624							
33)	6'13.676	22.518	30.039	7'06.233							



OPL

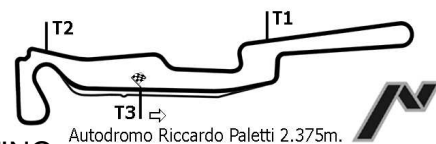


ANALISI DEI TEMPI SESSIONE DI PROVA MATTINO

GIRO	VEL	SETT.1	SETT.2	FINISH	TEMPO	GIRO	VEL	SETT.1	SETT.2	FINISH	TEMPO
59	MARCOLLA Elena										
PORCHE BOXTE											
1)	(171.4)	36'28.578	23.689	31.356	1'34.594						
2)		38.629	24.648	35.218	1'38.495						
3)		4'51.574	23.069	30.518	5'45.161						
4)		37.355	23.002	30.807	1'31.164						
5)		38.581	21.458	29.993	1'30.032						
6)		38.833	21.522	29.724	1'30.079						
7)		37.825	21.816	30.868	1'30.509						
8)		8'46.330	21.799	29.643	9'37.772						
9)		38.651	21.839	29.942	1'30.432						
10)		37.680	21.335	29.436	1'28.451						
11)		37.171	21.368	29.372	1'27.911						
12)		38.495	21.645	28.933	1'29.073						
13)	(157.8)	38.160	21.217	29.213	1'28.590						
14)		36.672	20.764	28.737	1'26.173						
15)		32'16.164	23.475	30.386	33'10.025						
16)		40.646	21.602	29.817	1'32.065						
17)		37.553	20.927	29.351	1'27.831						
18)		37.350	20.599	28.527	1'26.476						
19)		37.912	20.751	28.218	1'26.881						
20)		38.450	22.444	29.370	1'30.264						
21)		38.715	21.086	31.466	1'31.267						
22)		41.273	21.285	37.100	1'39.658						
23)		38.830	23.957	29.392	1'32.179						
24)		6'12.296	20.913	30.623	7'03.832						
25)		37.920	21.951	29.600	1'29.471						
26)		38.411	21.061	27.787	1'27.259						
27)		37.279	19.990	28.316	1'25.585						
28)		37.118	20.318	28.619	1'26.055						
29)		59.190	21.153	28.600	1'48.943						
30)		37.329	21.003	28.342	1'26.674						
31)		29'19.558	24.493	33.407	30'17.458						
32)		42.195	24.857	31.309	1'38.361						
33)		38.883	21.313	29.469	1'29.665						
34)		38.553	21.223	29.128	1'28.904						
35)		37.539	21.834	28.982	1'28.355						
36)		37.008	20.862	28.943	1'26.813						
37)		36.385	19.975	28.306	1'24.666						
38)		9'41.036	19.805	28.527	10'29.368						
39)		36.124	20.018	28.425	1'24.567						
40)		36.820	19.561	27.687	1'24.068						
41)		36.890	20.220	27.585	1'24.695						
42)		36.265	19.861	27.886	1'24.012						
43)		35.919	20.140	27.898	1'23.957						
44)		36.021	20.334	27.471	1'23.826						
45)		35.603	19.608	27.907	1'23.118						
46)		35.831	19.774	27.669	1'23.274						
47)		35.612	20.062	27.604	1'23.278						
48)		36.080	19.460	27.601	1'23.141						
49)		35.298	19.484	26.939	1'21.721						
50)		7'15.954	20.163	27.632	8'03.749						
51)		37.097	19.983	27.132	1'24.212						
52)		36.156	19.824	27.092	1'23.072						
53)		35.639	20.448	29.369	1'25.456						



OPL



ANALISI DEI TEMPI SESSIONE DI PROVA MATTINO

GIRO VEL SETT.1 SETT.2 FINISH TEMPO GIRO VEL SETT.1 SETT.2 FINISH TEMPO

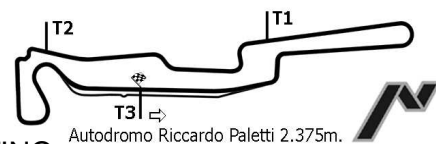
60 ZAGAGNONI Ivan

AUDI TT S

1)					1'35.018
2)					1'35.263
3)		39.565	23.046	30.765	1'33.376
4)	(159.0)	38.722	22.636	29.816	1'31.174
5)	(132.0)	06'12.712	23.158	30.058	:07'05.928
6)	(157.2)	39.595	23.765	31.296	1'34.656
7)	(156.5)	39.718	22.648	30.091	1'32.457
8)	(154.2)	41.040	22.550	32.312	1'35.902
9)	(154.5)	39.366	25.173	29.404	1'33.943



OPL




ANALISI DEI TEMPI SESSIONE DI PROVA MATTINO

GIRO	VEL	SETT.1	SETT.2	FINISH	TEMPO	GIRO	VEL	SETT.1	SETT.2	FINISH	TEMPO
61 TROVATELLI Pietro											
AUDI S3											
1)	(123.5)	10'19.430	22.506	30.600	1'36.085						
2)	(123.8)	41.246	20.645	28.253	1'30.144						
3)	(173.0)	1'00.901	20.189	29.512	1'50.602						
4)	(166.4)	43.510	23.049	31.882	1'38.441						
5)	(93.5)	51.839	23.936	27.940	1'43.715						
6)	(167.4)	37.425	20.377	27.606	1'25.408						



OPL

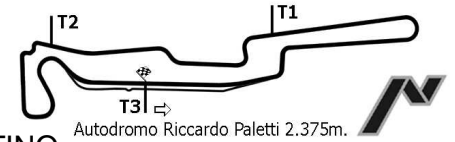


ANALISI DEI TEMPI SESSIONE DI PROVA MATTINO

GIRO	VEL	SETT.1	SETT.2	FINISH	TEMPO	GIRO	VEL	SETT.1	SETT.2	FINISH	TEMPO
62											
		GANDINI Giorgio									
		RENAULT CLIO									
1)		44'31.657	21.156	28.743	1'29.498						
2)	(150.6)	39.401	21.055	29.064	1'29.520						
3)	(151.4)	38.380	21.067	28.902	1'28.349						
4)	(151.0)	53'44.015	21.549	28.774	54'34.338						
5)	(147.7)	38.663	21.051	28.405	1'28.119						
6)	(145.3)	39.358	20.567	28.247	1'28.172						
7)	(148.3)	38.995	21.039	30.505	1'30.539						
8)	(147.7)	39.852	20.826	31.147	1'31.825						
9)	(147.3)	38.867	20.740	28.654	1'28.261						
10)	(126.1)	17'08.121	21.380	39.466	18'08.967						
11)	(97.7)	43.469	20.747	28.436	1'32.652						
12)	(147.1)	38.760	20.641	28.446	1'27.847						
13)	(143.4)	16'31.700	21.342	28.827	17'21.869						
14)	(148.1)	38.872	20.835	28.843	1'28.550						
15)	(149.7)	38.360	20.701	28.818	1'27.879						
16)	(149.3)	38.371	20.512	36.672	1'35.555						
17)	(120.8)	46.902	21.379	29.145	1'37.426						
18)	(150.4)	38.228	21.273	30.189	1'29.690						
19)	(149.5)	38.245	20.767	28.130	1'27.142						
20)	(150.6)	23'15.429	21.596	28.800	24'05.825						
21)	(147.9)	38.585	20.467	28.459	1'27.511						
22)	(149.5)	38.451	20.994	28.587	1'28.032						
23)	(149.7)	38.498	20.786	28.246	1'27.530						
24)	(150.6)	38.312	20.516	28.344	1'27.172						
25)	(150.4)	39.176	20.750	28.489	1'28.415						
26)	(121.2)	51.616	30.336	33.206	1'55.158						
27)	(148.9)	38.668	20.663	28.550	1'27.881						
28)	(149.3)	38.231	20.475	28.432	1'27.138						
29)	(150.2)	38.211	20.424	28.551	1'27.186						



OPL




ANALISI DEI TEMPI SESSIONE DI PROVA MATTINO

GIRO	VEL	SETT.1	SETT.2	FINISH	TEMPO	GIRO	VEL	SETT.1	SETT.2	FINISH	TEMPO
63	VERCELLI Paolo										
SUZUKI SWIFT											
1)		41'10.926	20.914	28.823	1'30.079						
2)	(136.1)	38.888	20.870	28.572	1'28.330						
3)	(137.0)	39.430	20.865	28.463	1'28.758						
4)	(138.1)	17'15.453	20.806	29.164	18'05.423						
5)	(136.7)	39.319	21.581	28.777	1'29.677						
6)	(135.5)	38.924	22.095	28.334	1'29.353						
7)	(137.0)	38.991	21.090	28.481	1'28.562						
8)	(137.2)	39.416	21.089	28.473	1'28.978						
9)	(137.5)	15'52.997	21.010	28.508	16'42.515						
10)	(133.9)	40.189	21.371	28.486	1'30.046						
11)	(136.5)	39.652	20.958	29.132	1'29.742						
12)	(134.8)	49.678	30.089	37.593	1'57.360						
13)	(95.7)	55.592	25.850	29.708	1'51.150						
14)	(134.6)	39.466	20.880	28.563	1'28.909						
15)	(136.1)	48.952	23.745	28.950	1'41.647						
16)	(136.5)	10'39.838	21.017	29.518	11'30.373						
17)	(135.1)	39.958	20.890	28.890	1'29.738						
18)	(134.3)	39.488	21.573	28.839	1'29.900						
19)	(134.1)	39.706	21.246	29.864	1'30.816						
20)	(126.1)	53.175	29.337	30.595	1'53.107						
21)	(134.8)	14'09.783	21.234	29.075	15'00.092						
22)	(136.0)	39.159	20.816	28.595	1'28.570						
23)	(136.3)	39.277	21.171	29.001	1'29.449						
24)	(136.3)	16'31.254	21.944	29.667	17'22.865						
25)	(135.3)	39.537	22.178	28.301	1'30.016						
26)	(136.0)	39.124	21.146	28.515	1'28.785						
27)	(136.0)	39.337	20.792	28.562	1'28.691						
28)	(136.5)	39.178	21.172	35.928	1'36.278						
29)	(136.3)	39.463	20.672	28.485	1'28.620						
30)	(136.1)	39.152	20.753	28.418	1'28.323						
31)	(136.5)	39.037	21.082	31.213	1'31.332						
32)	(86.2)	21'12.972	22.938	29.368	22'05.278						
33)	(134.4)	39.201	20.730	28.371	1'28.302						
34)	(135.0)	39.305	20.843	28.637	1'28.785						
35)	(136.8)	39.231	20.930	29.050	1'29.211						
36)	(136.3)	38.976	21.302	28.816	1'29.094						
37)	(134.1)	39.266	20.916	31.313	1'31.495						
38)	(137.7)	39.085	21.759	28.588	1'29.432						
39)	(136.0)	39.215	20.844	28.468	1'28.527						
40)	(135.3)	41.698	20.715	28.626	1'31.039						
41)	(135.8)	39.127	21.355	29.680	1'30.162						



OPL




ANALISI DEI TEMPI SESSIONE DI PROVA MATTINO

GIRO	VEL	SETT.1	SETT.2	FINISH	TEMPO	GIRO	VEL	SETT.1	SETT.2	FINISH	TEMPO
64	BELLINI Roberto										
LOTUS EXIGE											
1)					1'24.637						
2)					1'20.847						
3)					1'17.147						
4)					1'17.125						
5)					1'17.545						
6)		33.548	19.300	24.845	1'17.693						
7)	(172.5)	33.232	17.831	24.425	1'15.488						
8)	(170.3)	14'09.879	18.296	25.326	14'53.501						
9)	(174.7)	33.649	18.248	25.519	1'17.416						
10)	(176.7)	32.883	18.826	27.751	1'19.460						
11)	(174.7)	32.797	17.659	24.532	1'14.988						
12)	(179.4)	33.181	19.151	25.441	1'17.773						
13)	(177.3)	32.795	19.260	24.485	1'16.540						
14)	(177.0)	32.427	17.715	24.718	1'14.860						
15)	(175.0)	35.125	25.139	32.383	1'32.647						
16)	(91.2)	10'41.442	25.265	25.544	11'32.251						
17)	(171.9)	33.464	20.242	25.408	1'19.114						
18)	(129.6)	8'04.507	18.440	24.647	8'47.594						
19)	(172.2)	33.339	18.094	24.448	1'15.881						
20)	(173.3)	32.845	20.810	24.317	1'17.972						
21)	(174.4)	34.801	17.792	24.371	1'16.964						
22)	(174.4)	32.753	18.762	24.401	1'15.916						
23)	(102.8)	49.525	22.606	29.542	1'41.673						
24)	(175.6)	33.034	17.875	25.094	1'16.003						
25)	(173.6)	14'22.144	18.546	25.614	15'06.304						
26)	(85.5)	38.935	20.432	28.673	1'28.040						
27)	(168.2)	34.115	18.704	24.906	1'17.725						
28)	(111.6)	7'22.880	18.728	25.328	8'06.936						
29)	(172.5)	6'13.366	17.837	24.385	6'55.588						
30)	(174.1)	34.286	18.804	24.405	1'17.495						
31)	(174.4)	32.866	17.870	24.261	1'14.997						
32)	(174.7)	4'34.390	18.564	25.631	5'18.585						
33)	(166.9)	35.109	18.465	25.385	1'18.959						
34)	(172.5)	34.370	18.281	25.985	1'18.636						
35)	(170.0)	33.719	17.928	28.846	1'20.493						
36)	(99.8)	31'28.206	19.000	25.217	32'12.423						
37)	(169.5)	33.607	18.089	24.515	1'16.211						
38)	(171.1)	33.204	17.729	24.395	1'15.328						
39)	(171.7)	33.209	17.973	24.201	1'15.383						
40)	(172.5)	33.209	17.868	24.072	1'15.149						
41)	(173.6)	33.661	17.653	24.381	1'15.695						
42)	(174.4)	33.523	17.573	24.259	1'15.355						
43)	(175.0)	33.723	17.675	24.347	1'15.745						
44)	(172.5)	32.979	17.498	24.603	1'15.080						
45)	(172.5)	32.900	17.642	24.286	1'14.828						
46)	(173.3)	33.040	17.532	24.193	1'14.765						
47)	(173.3)	42.236	23.625	29.598	1'35.459						
48)	(114.4)	5'41.502	21.166	25.823	6'28.491						
49)	(174.4)	33.080	17.593	24.422	1'15.095						
50)	(174.4)	33.128	17.862	27.002	1'17.992						
51)	(174.1)	32.925	17.510	24.947	1'15.382						
52)	(174.1)	32.784	17.316	25.621	1'15.721						
53)	(173.6)	32.769	17.821	25.831	1'16.421						
54)	(174.1)	6'19.610	18.286	25.201	7'03.097						

<i>GIRO</i>	<i>VEL</i>	<i>SETT.1</i>	<i>SETT.2</i>	<i>FINISH</i>	<i>TEMPO</i>	<i>GIRO</i>	<i>VEL</i>	<i>SETT.1</i>	<i>SETT.2</i>	<i>FINISH</i>	<i>TEMPO</i>
55)	(171.9)	33.558	18.124	26.628	1'18.310						
56)	(172.2)	33.529	18.838	26.461	1'18.828						
57)	(174.4)	33.488	18.872	24.648	1'17.008						
58)	(174.7)	33.186	17.802	24.778	1'15.766						
59)	(176.1)	32.578	17.752	25.237	1'15.567						
60)	(174.7)	32.803	18.234	24.999	1'16.036						
61)	(175.6)	32.761	18.254	25.153	1'16.168						
62)	(176.4)	33.119	17.663	25.705	1'16.487						
63)	(133.4)	10'17.452	18.715	25.199	11'01.366						
64)	(171.1)	33.509	18.174	24.532	1'16.215						
65)	(171.1)	33.887	17.746	27.010	1'18.643						



OPL




ANALISI DEI TEMPI SESSIONE DI PROVA MATTINO

GIRO	VEL	SETT.1	SETT.2	FINISH	TEMPO	GIRO	VEL	SETT.1	SETT.2	FINISH	TEMPO
66	VIOLETTA Alessio					55)	(120.2)	10'20.617	20.801	28.944	11'10.362
	PEUGEOT 106					56)	(145.1)	38.610	21.899	29.009	1'29.518
1)		15'39.864	20.562	28.436	1'31.632	57)	(142.8)	39.623	20.739	28.074	1'28.436
2)	(145.5)	38.568	20.989	28.175	1'27.732	58)	(142.2)	38.334	20.455	29.465	1'28.254
3)	(146.3)	38.849	20.608	28.961	1'28.418	59)	(140.2)	39.558	23.220	28.709	1'31.487
4)	(142.1)	40.433	21.103	28.448	1'29.984	60)	(142.6)	38.782	20.513	28.425	1'27.720
5)	(144.9)	38.889	20.518	28.491	1'27.898	61)	(141.5)	41.990	20.640	28.540	1'31.170
6)	(145.5)	38.835	21.865	29.196	1'29.896	62)	(141.9)	40.361	20.655	28.794	1'29.810
7)	(144.9)	38.717	20.568	28.914	1'28.199						
8)	(144.7)	38.698	20.534	28.375	1'27.607						
9)	(145.7)	38.314	20.445	27.883	1'26.642						
10)	(146.3)	38.654	20.651	28.285	1'27.590						
11)	(145.3)	9'55.999	22.547	29.357	10'47.903						
12)	(145.5)	39.238	20.339	28.079	1'27.656						
13)	(145.7)	39.384	20.430	28.244	1'28.058						
14)	(145.3)	38.890	22.171	29.254	1'30.315						
15)	(145.5)	38.330	21.404	28.742	1'28.476						
16)	(147.3)	38.745	20.193	28.900	1'27.838						
17)	(145.1)	41.539	20.662	28.231	1'30.432						
18)	(145.5)	39.042	21.174	28.816	1'29.032						
19)	(145.9)	38.577	22.806	30.982	1'32.365						
20)	(144.7)	12'23.741	20.444	27.835	13'12.020						
21)	(146.1)	40.236	20.602	27.954	1'28.792						
22)	(145.3)	38.636	22.062	29.530	1'30.228						
23)	(142.6)	15'54.282	24.183	31.365	16'49.830						
24)	(144.9)	41.704	25.153	32.337	1'39.194						
25)	(145.3)	39.914	21.714	29.548	1'31.176						
26)		40.317	26.323	33.015	1'39.655						
27)	(129.1)	41.405	21.448	29.905	1'32.758						
28)	(145.7)	49.193	22.759	31.495	1'43.447						
29)	(144.3)	11'11.848	23.670	28.186	12'03.704						
30)	(145.9)	42.005	23.068	29.380	1'34.453						
31)	(146.9)	38.737	20.122	28.413	1'27.272						
32)	(142.8)	38.329	20.414	28.498	1'27.241						
33)	(145.7)	38.300	20.432	38.906	1'37.638						
34)	(145.5)	39.336	23.703	33.481	1'36.520						
35)	(144.7)	41.060	20.829	28.900	1'30.789						
36)	(146.5)	10'32.737	23.620	29.464	11'25.821						
37)	(144.9)	39.457	20.535	28.516	1'28.508						
38)	(144.7)	40.336	23.256	28.478	1'32.070						
39)	(146.7)	38.729	20.576	28.362	1'27.667						
40)	(144.3)	38.432	21.416	28.988	1'28.836						
41)	(88.4)	20'32.824	24.203	32.782	21'29.809						
42)	(144.3)	40.926	21.108	29.315	1'31.349						
43)	(143.4)	40.220	21.949	29.926	1'32.095						
44)	(143.8)	41.096	21.137	29.431	1'31.664						
45)	(144.7)	41.430	21.843	29.841	1'33.114						
46)	(144.3)	39.909	21.411	29.320	1'30.640						
47)	(143.6)	39.467	20.932	29.334	1'29.733						
48)	(144.3)	39.041	21.268	29.297	1'29.606						
49)	(144.3)	38.775	20.842	29.063	1'28.680						
50)	(144.3)	39.230	21.322	29.251	1'29.803						
51)	(144.5)	38.757	20.754	28.775	1'28.286						
52)	(143.0)	41.321	21.784	29.543	1'32.648						
53)	(142.8)	42.180	22.035	29.404	1'33.619						
54)	(143.8)	38.735	21.488	28.956	1'29.179						



OPL




ANALISI DEI TEMPI SESSIONE DI PROVA MATTINO

GIRO	VEL	SETT.1	SETT.2	FINISH	TEMPO	GIRO	VEL	SETT.1	SETT.2	FINISH	TEMPO
67	GAMBINO Giuseppe										
PORCHE 996 G											
1)		8'15.924	19.916	27.204	1'23.335						
2)	(182.1)	34.291	22.201	26.420	1'22.912						
3)	(173.3)	39.109	20.925	27.101	1'27.135						
4)	(176.7)	35.244	18.551	25.528	1'19.323						
5)	(181.5)	34.211	18.752	26.901	1'19.864						
6)	(181.8)	33.868	18.493	25.507	1'17.868						
7)	(181.5)	36.522	23.890	28.073	1'28.485						
8)	(111.3)	40.719	21.788	26.059	1'28.566						
9)	(182.7)	33.851	23.623	29.026	1'26.500						
10)	(144.5)	38.445	23.184	28.379	1'30.008						
11)	(170.6)	58'11.101	21.141	27.666	58'59.908						
12)	(173.0)	35.500	18.986	26.252	1'20.738						
13)	(177.0)	34.260	18.964	25.542	1'18.766						
14)	(179.1)	34.577	18.733	25.259	1'18.569						
15)	(177.3)	34.959	19.734	27.925	1'22.618						
16)	(174.1)	4'04.681	25.601	33.987	5'04.269						
17)	(90.9)	1'00.243	20.310	26.421	1'46.974						
18)	(177.3)	34.618	18.578	25.392	1'18.588						
19)	(179.7)	34.274	19.156	25.531	1'18.961						
20)	(180.6)	23'38.317	20.129	26.286	24'24.732						
21)	(175.0)	34.404	18.353	26.401	1'19.158						
22)	(177.9)	2'58.209	19.626	26.361	3'44.196						
23)	(178.5)	34.127	18.573	25.560	1'18.260						
24)	(181.5)	34.407	18.642	26.165	1'19.214						
25)	(180.6)	34.472	18.898	26.044	1'19.414						
26)	(181.2)	33.848	18.318	26.683	1'18.849						
27)	(177.6)	34.364	19.053	25.412	1'18.829						
28)	(172.5)	15'05.452	19.422	26.404	15'51.278						
29)	(177.3)	49.597	21.649	25.710	1'36.956						
30)	(180.6)	33.961	22.197	30.671	1'26.829						
31)	(89.1)	54.612	25.111	27.750	1'47.473						
32)	(173.6)	34.366	18.938	25.593	1'18.897						
33)	(181.5)	43.879	21.006	29.029	1'33.914						
34)	(165.3)	35.878	21.211	29.036	1'26.125						



OPL




ANALISI DEI TEMPI SESSIONE DI PROVA MATTINO

GIRO	VEL	SETT.1	SETT.2	FINISH	TEMPO	GIRO	VEL	SETT.1	SETT.2	FINISH	TEMPO
68	PECCATI Michele										
	PORCHE 997 C										
1)	(140.4)	11'56.049	26.222	31.400	1'37.680						
2)	(143.4)	42.769	24.021	31.397	1'38.187						
3)	(139.1)	42.831	23.230	29.512	1'35.573						
4)	(151.0)	37.842	23.748	29.566	1'31.156						
5)	(155.1)	37.033	22.260	28.553	1'27.846						
6)	(157.2)	39.289	26.179	28.569	1'34.037						
7)	(153.1)	37.074	21.674	27.986	1'26.734						
8)	(161.9)	37.104	22.152	28.135	1'27.391						
9)	(140.9)	38.905	21.595	30.432	1'30.932						
10)	(155.8)	38.866	22.564	31.544	1'32.974						
11)	(143.4)	37.854	21.928	28.024	1'27.806						
12)	(159.2)	11'45.183	21.925	29.305	12'36.413						
13)	(134.8)	38.607	22.112	28.006	1'28.725						
14)	(152.5)	38.364	21.555	28.148	1'28.067						
15)	(157.8)	41.840	24.316	28.919	1'35.075						
16)	(147.9)	38.115	21.281	28.900	1'28.296						
17)	(164.6)	36.985	21.207	29.397	1'27.589						
18)	(160.9)	36.679	21.507	28.281	1'26.467						
19)	(160.4)	37.536	21.861	28.071	1'27.468						
20)	(159.5)	37.772	22.036	31.433	1'31.241						
21)	(80.0)	13'21.938	24.113	29.042	14'15.093						
22)		39.065	23.143	29.677	1'31.885						
23)	(158.8)	13'12.682	25.826	32.918	14'11.426						
24)	(136.1)	38.670	22.007	27.808	1'28.485						
25)	(151.0)	37.462	21.135	27.956	1'26.553						
26)	(156.2)	38.083	22.632	28.640	1'29.355						
27)	(155.8)	37.933	21.674	30.815	1'30.422						
28)	(148.3)	38.362	22.799	29.258	1'30.419						
29)	(151.8)	38.719	22.070	27.938	1'28.727						
30)	(145.1)	38.280	23.727	28.709	1'30.716						
31)	(142.6)	54.640	33.517	35.410	2'03.567						
32)	(82.0)	8'52.476	23.401	28.988	9'44.865						
33)	(151.4)	37.060	22.008	27.791	1'26.859						
34)	(143.0)	39.032	22.615	27.909	1'29.556						
35)	(151.8)	36.777	21.286	28.038	1'26.101						
36)	(145.5)	37.899	21.302	28.097	1'27.298						
37)	(151.0)	38.742	24.164	27.866	1'30.772						
38)	(152.9)	36.890	21.860	29.849	1'28.599						
39)	(117.6)	10'29.672	27.213	33.891	11'30.776						
40)	(140.6)	41.461	22.698	28.253	1'32.412						
41)	(146.5)	37.373	21.288	27.615	1'26.276						
42)	(150.8)	38.584	21.726	27.650	1'27.960						
43)	(155.6)	37.330	21.462	27.892	1'26.684						
44)	(165.3)	18'40.348	23.000	28.402	19'31.750						
45)	(147.7)	38.146	21.314	28.025	1'27.485						
46)		38.394	21.329	27.796	1'27.519						
47)	(147.3)	39.622	20.896	28.116	1'28.634						
48)	(152.3)	50.150	21.398	30.335	1'41.883						
49)	(150.4)	36.785	21.743	28.038	1'26.566						
50)	(158.5)	37.202	21.253	28.069	1'26.524						
51)	(144.5)	39.365	20.991	29.569	1'29.925						
52)	(129.9)	38.334	20.714	28.106	1'27.154						
53)	(159.0)	36.394	20.956	28.942	1'26.292						
54)	(154.2)	38.522	21.287	28.403	1'28.212						

GIRO	VEL	SETT.1	SETT.2	FINISH	TEMPO	GIRO	VEL	SETT.1	SETT.2	FINISH	TEMPO
55)	(148.3)	37.470	21.382	28.248	1'27.100						
56)	(156.0)	37.086	20.856	28.292	1'26.234						
57)	(160.4)	36.620	20.864	29.947	1'27.431						
58)	(157.4)	36.935	21.202	27.834	1'25.971						
59)	(160.4)	36.645	21.193	28.224	1'26.062						
60)	(159.2)	37.846	20.827	28.464	1'27.137						
61)	(150.0)	10'05.942	24.506	29.625	11'00.073						
62)	(150.6)	37.918	22.067	28.023	1'28.008						
63)		36.696	20.462	27.749	1'24.907						
64)	(155.6)	36.562	20.866	27.795	1'25.223						
65)	(156.9)	36.527	21.370	29.212	1'27.109						
66)	(144.1)	37.583	21.026	28.858	1'27.467						
67)	(159.2)	37.211	20.720	28.321	1'26.252						
68)	(154.9)	37.210	21.146	28.058	1'26.414						
69)	(142.2)	7'03.210	22.376	29.003	7'54.589						
70)	(146.9)	38.385	21.113	28.286	1'27.784						
71)	(159.5)	40.338	21.458	28.381	1'30.177						
72)	(153.6)	38.946	20.349	27.793	1'27.088						
73)	(153.8)	39.067	20.623	28.764	1'28.454						



OPL




ANALISI DEI TEMPI SESSIONE DI PROVA MATTINO

	GIRO	VEL	SETT.1	SETT.2	FINISH	TEMPO		GIRO	VEL	SETT.1	SETT.2	FINISH	TEMPO
70	GHERARDI Andrea												
	RENAULT CLIO												
1)		18'01.448	21.703	30.511	1'32.181								
2)	(149.3)	44.757	22.368	29.737	1'36.862								
3)		39.722	21.402	29.721	1'30.845								
4)		40.866	22.110	29.267	1'32.243								
5)		41.142	21.452	30.078	1'32.672								
6)	21'	17.450	21.970	30.648	22'10.068								
7)		38.937	20.804	29.253	1'28.994								
8)		38.758	20.938	28.780	1'28.476								
9)		38.502	20.666	28.631	1'27.799								
10)	(150.8)	30'31.611	21.807	29.767	31'23.185								
11)	(145.1)	39.480	21.875	30.001	1'31.356								
12)	(137.0)	39.652	22.513	31.263	1'33.428								
13)	(148.3)	38.528	21.409	31.157	1'31.094								
14)	(147.3)	38.686	20.883	28.751	1'28.320								
15)		39.202	21.388	29.909	1'30.499								
16)	(146.3)	39.141	20.477	28.695	1'28.313								
17)		38.929	20.428	28.483	1'27.840								
18)		38.632	20.515	29.170	1'28.317								
19)	33'	49.276	24.508	31.096	34'44.880								
20)		42.168	23.251	30.064	1'35.483								
21)	(144.9)	17'11.756	22.099	29.224	18'03.079								
22)		39.036	20.543	28.593	1'28.172								
23)	(147.3)	38.920	21.870	28.674	1'29.464								
24)	(147.1)	38.534	20.742	28.477	1'27.753								
25)		38.535	20.428	28.702	1'27.665								
26)		38.570	20.315	28.967	1'27.852								
27)	(126.0)	3'27.160	19.981	28.180	4'15.321								
28)	(149.3)	38.455	21.840	28.291	1'28.586								
29)	(149.7)	38.402	19.862	28.148	1'26.412								
30)	(150.2)	37.731	20.140	29.088	1'26.959								
31)		39.664	20.300	27.901	1'27.865								
32)	(149.7)	37.831	20.238	28.196	1'26.265								
33)		38.638	19.703	28.397	1'26.738								
34)		37.778	19.823	27.903	1'25.504								
35)		37.685	19.738	28.011	1'25.434								
36)		38.348	20.098	28.282	1'26.728								
37)	26'	43.944	20.928	29.255	27'34.127								
38)		38.765	20.557	29.552	1'28.874								
39)	(149.5)	38.456	20.575	28.736	1'27.767								
40)	(148.7)	38.624	20.334	28.909	1'27.867								
41)		38.482	20.365	28.713	1'27.560								
42)		38.226	20.378	28.556	1'27.160								



OPL



ANALISI DEI TEMPI SESSIONE DI PROVA MATTINO

GIRO VEL SETT.1 SETT.2 FINISH TEMPO GIRO VEL SETT.1 SETT.2 FINISH TEMPO


71 CERBONI Roberto

LOTUS ELISE

1)				33.011	1'38.834
2)	(140.8)	42.050	26.309	33.233	1'41.592
3)	(150.0)	42.427	25.619	35.076	1'43.122
4)	(139.5)	42.599	24.808	35.168	1'42.575
5)	(128.5)	43.141	24.301	34.137	1'41.579
6)	(139.7)	42.860	24.060	36.103	1'43.023
7)	(109.8)	18'20.293	24.236	31.380	19'15.909
8)	(148.7)	44.356	22.311	32.243	1'38.910
9)	(151.2)	41.673	23.882	33.702	1'39.257
10)	(140.9)	14'33.958	24.002	30.934	15'28.894
11)	(147.1)	41.307	23.494	29.540	1'34.341
12)	(149.1)	9'44.334	27.172	39.722	10'51.228
13)	(132.3)	44.693	25.777	33.747	1'44.217
14)	(135.8)	11'27.202	23.921	29.426	12'20.549
15)	(147.9)	39.390	22.075	29.354	1'30.819
16)	(134.3)	42.016	23.102	35.315	1'40.433
17)	(147.3)	44.699	23.727	31.609	1'40.035



OPL




ANALISI DEI TEMPI SESSIONE DI PROVA MATTINO

GIRO	VEL	SETT.1	SETT.2	FINISH	TEMPO	GIRO	VEL	SETT.1	SETT.2	FINISH	TEMPO
72	CASADA Robert										
	LOTUS EXIGE										
1)	(160.9)	22'16.032	21.349	28.381	1'26.672						
2)	(157.6)	37.232	20.446	27.686	1'25.364						
3)	(148.7)	37.498	20.646	27.832	1'25.976						
4)	(158.8)	15'59.421	20.495	28.088	16'48.004						
5)	(157.8)	36.160	20.701	27.369	1'24.230						
6)	(157.6)	37.433	22.195	28.702	1'28.330						
7)	(155.6)	36.771	20.038	27.671	1'24.480						
8)	(158.3)	36.357	20.047	27.217	1'23.621						
9)	(160.0)	37.393	19.942	27.818	1'25.153						
10)	(159.7)	36.183	23.149	29.182	1'28.514						
11)	(159.0)	28'21.875	20.999	28.489	29'11.363						
12)	(157.2)	37.531	20.233	27.469	1'25.233						
13)	(159.7)	35.933	20.062	27.106	1'23.101						
14)	(161.4)	39.605	19.483	27.129	1'26.217						
15)	(130.7)	37.617	20.308	31.171	1'29.096						
16)	(157.4)	36.775	20.128	29.076	1'25.979						
17)	(159.5)	40.528	25.760	28.454	1'34.742						
18)	(161.4)	35.955	20.488	28.103	1'24.546						
19)	(160.2)	35.942	19.804	27.359	1'23.105						
20)	(161.4)	21'18.322	23.926	28.748	22'10.996						
21)	(148.5)	11'53.851	20.630	30.357	12'44.838						
22)	(158.3)	36.920	19.626	27.200	1'23.746						
23)	(159.5)	55.804	20.330	27.243	1'43.377						



OPL




ANALISI DEI TEMPI SESSIONE DI PROVA MATTINO

GIRO	VEL	SETT.1	SETT.2	FINISH	TEMPO	GIRO	VEL	SETT.1	SETT.2	FINISH	TEMPO
73	MAURI Fabrizio										
	SUZUKI SWIFT										
1)	(135.6)	10'26.449	24.794	33.989	1'43.095						
2)	(136.7)	43.271	24.435	31.277	1'38.983						
3)	(117.5)	49.328	27.945	35.782	1'53.055						
4)	(129.6)	48.711	24.291	33.485	1'46.487						
5)	(136.7)	42.789	23.670	31.490	1'37.949						
6)	(136.0)	56.887	31.696	38.841	2'07.424						
7)		1'07.281	32.781	34.600	2'14.662						
8)	(136.8)	42.352	22.644	31.107	1'36.103						
9)	(137.5)	55.654	35.358	41.286	2'12.298						
10)	(91.0)	35'54.693	25.541	33.036	36'53.270						
11)	(129.6)	45.058	24.167	33.588	1'42.813						
12)	(136.7)	42.849	24.024	34.467	1'41.340						
13)	(135.6)	43.158	23.079	30.932	1'37.169						
14)	(122.3)	40'45.584	22.391	32.223	41'40.198						
15)	(135.1)	52.081	23.975	31.530	1'47.586						
16)	(136.5)	41.560	22.338	30.097	1'33.995						
17)	(136.5)	41.585	21.921	29.540	1'33.046						
18)	(119.6)	31'48.169	26.220	30.860	32'45.249						
19)	(135.8)	41.377	22.758	30.120	1'34.255						
20)	(135.8)	41.443	22.242	32.051	1'35.736						
21)	(136.5)	41.809	21.819	30.264	1'33.892						
22)	(136.0)	41.652	22.287	34.370	1'38.309						
23)	(91.2)			35.049	2'04.899						
24)	(136.0)	41.444	21.973	30.352	1'33.769						
25)	(124.2)	23'04.588	27.757	36.486	24'08.831						
26)	(132.5)	42.493	22.133	29.923	1'34.549						
27)	(123.1)	41.805	22.209	29.950	1'33.964						
28)	(136.8)	42.827	32.953	37.152	1'52.932						
29)	(84.8)	58.891	33.414	40.274	2'12.579						
30)	(135.1)	43.268	23.107	29.882	1'36.257						
31)	(135.5)	42.549	21.821	30.632	1'35.002						
32)	(133.9)	42.000	21.605	29.969	1'33.574						



OPL




ANALISI DEI TEMPI SESSIONE DI PROVA MATTINO

GIRO	VEL	SETT.1	SETT.2	FINISH	TEMPO	GIRO	VEL	SETT.1	SETT.2	FINISH	TEMPO
74	IACOMELLI Emanule										
	MINI COOPER										
1)	(141.7)	9'46.709	22.877	30.530	1'35.049						
2)		40.157	22.065	29.642	1'31.864						
3)	(108.2)	42.237	21.893	29.415	1'33.545						
4)	(147.5)	39.550	21.463	28.879	1'29.892						
5)		39.353	21.207	29.472	1'30.032						
6)	(144.9)	40.185	21.019	29.615	1'30.819						
7)	(145.1)	11'02.590	23.709	29.239	11'55.538						
8)	(144.9)	40.158	24.461	28.446	1'33.065						
9)		39.559	21.139	31.119	1'31.817						
10)	(143.4)	39.506	20.598	28.928	1'29.032						
11)		39.421	20.491	28.595	1'28.507						
12)	(145.1)	23'09.435	23.907	33.199	24'06.541						
13)	(95.9)	52.892			1'47.561						
14)	(121.8)	18'50.225	24.473	29.396	19'44.094						
15)	(144.1)	40.110	21.232	29.214	1'30.556						
16)	(143.0)	39.892	20.969	29.838	1'30.699						
17)		39.475	20.800	29.041	1'29.316						
18)	(144.7)	39.477	20.774	28.808	1'29.059						
19)	(144.5)	39.191	22.372	31.120	1'32.683						
20)	(144.0)	41.760	23.524	31.516	1'36.800						
21)		12'45.287	21.277	29.062	13'35.626						
22)	(143.4)	39.445	20.712	28.864	1'29.021						
23)	(143.8)	40.813	21.015	28.860	1'30.688						
24)	(145.1)	39.737	23.137	28.962	1'31.836						
25)		40.854	20.918	32.134	1'33.906						
26)		39.410	21.994	29.460	1'30.864						
27)	(144.1)	38.765	22.025	28.773	1'29.563						
28)	(143.8)	10'30.686	22.058	29.186	11'21.930						
29)	(142.8)	39.149	20.567	28.441	1'28.157						
30)		40.012	20.522	28.419	1'28.953						
31)		39.034	20.829	28.887	1'28.750						
32)		39.373	23.031	29.370	1'31.774						
33)	(144.1)	16'12.919	22.411	30.429	17'05.759						
34)	(141.9)	46.655	24.774	32.550	1'43.979						
35)	(139.3)	40.583	20.482	28.662	1'29.727						
36)		39.315	20.686	29.511	1'29.512						
37)	(144.5)	40.363	20.854	28.870	1'30.087						
38)		39.365	25.108	28.851	1'33.324						
39)	(144.7)	42.298	21.244	29.220	1'32.762						
40)	(143.8)	39.279	20.588	28.889	1'28.756						
41)		39.085	20.709	28.957	1'28.751						
42)		39.081	20.389	28.964	1'28.434						
43)	(144.1)	10'40.403		10'38.601	11'41.722						
44)	(139.8)	7'06.436	23.109	29.384	7'58.929						
45)	(144.5)	39.157	20.421	28.498	1'28.076						



OPL

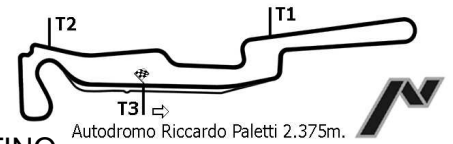


ANALISI DEI TEMPI SESSIONE DI PROVA MATTINO

GIRO	VEL	SETT.1	SETT.2	FINISH	TEMPO	GIRO	VEL	SETT.1	SETT.2	FINISH	TEMPO
						55)	(180.3)	43.118	30.703	38.077	1'51.898
75	ZANI Matteo										
	PORCHE 997 G										
1)		10'00.679	20.332	27.609	1'24.912						
2)	(177.3)	36.247	19.928	28.032	1'24.207						
3)	(171.9)	36.580	20.250	27.649	1'24.479						
4)	(178.2)	35.698	21.094	28.099	1'24.891						
5)	(176.4)	36.286	20.377	27.191	1'23.854						
6)	(176.7)	35.996	20.028	27.255	1'23.279						
7)	(175.8)	35.733	19.505	27.144	1'22.382						
8)	(179.1)	35.461	23.177	27.190	1'25.828						
9)	(163.6)	36.806	20.486	29.452	1'26.744						
10)	(174.4)	37.525	20.038	26.957	1'24.520						
11)	(179.4)	34.965	19.082	26.744	1'20.791						
12)	(174.4)	35.206	20.464	27.531	1'23.201						
13)	(179.1)	35.050	19.859	26.908	1'21.817						
14)	(182.4)	34.622	19.588	27.140	1'21.350						
15)	(177.6)	35.113	19.586	26.643	1'21.342						
16)	(180.9)	35.564	20.587	27.488	1'23.639						
17)	(172.8)	35.955	26.812	31.230	1'33.997						
18)	(116.6)	48'52.128	22.633	29.230	49'43.991						
19)	(138.9)	39.539	19.718	27.380	1'26.637						
20)	(150.0)	37.237	20.476	27.475	1'25.188						
21)	(166.1)	37.451	20.450	28.015	1'25.916						
22)	(176.4)	37.952	20.253	27.685	1'25.890						
23)	(178.2)	35.705	20.376	27.030	1'23.111						
24)	(173.6)	36.205	21.422	28.192	1'25.819						
25)	(178.2)	35.962	21.117	27.894	1'24.973						
26)	(169.2)	37.790	20.343	27.445	1'25.578						
27)	(174.1)	36.173	20.072	27.253	1'23.498						
28)	(177.9)	6'34.859	28.519	33.412	7'36.790						
29)	(125.8)	38.554	20.238	27.577	1'26.369						
30)	(176.7)	36.438	21.520	28.162	1'26.120						
31)	(158.1)	36.791	20.090	27.534	1'24.415						
32)	(148.1)	37.879	20.876	27.581	1'26.336						
33)	(174.7)	35.817	20.741	28.129	1'24.687						
34)	(178.5)	35.546	19.260	27.304	1'22.110						
35)	(177.9)	35.524	20.024	29.419	1'24.967						
36)	(176.1)	35.346	19.403	27.147	1'21.896						
37)	(175.0)	31'10.899	22.649	29.531	32'03.079						
38)	(152.9)	38.374	20.830	28.612	1'27.816						
39)	(158.3)	37.862	20.429	29.512	1'27.803						
40)	(131.8)	44.619	24.893	28.756	1'38.268						
41)	(176.1)	36.208	19.834	27.585	1'23.627						
42)	(178.2)	35.372	19.939	28.010	1'23.321						
43)	(176.1)	36.772	18.812	27.085	1'22.669						
44)	(181.2)	35.297	19.303	26.894	1'21.494						
45)	(169.8)	36.259	18.967	28.941	1'24.167						
46)	(179.1)	34.948	19.081	26.744	1'20.773						
47)	(174.7)	36.468	19.487	27.714	1'23.669						
48)		35.627	19.550	27.230	1'22.407						
49)	(180.3)	35.138	19.260	27.151	1'21.549						
50)	(180.0)	35.023	19.539	27.519	1'22.081						
51)	(180.3)	35.195	19.129	26.925	1'21.249						
52)	(179.1)	36.178	19.369	26.784	1'22.331						
53)	(181.5)	34.603	19.113	26.361	1'20.077						
54)	(180.9)	35.112	19.599	26.801	1'21.512						



OPL

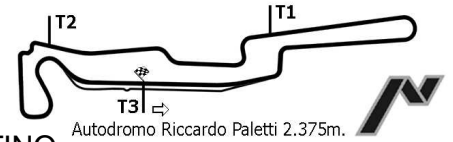


ANALISI DEI TEMPI SESSIONE DI PROVA MATTINO

GIRO	VEL	SETT.1	SETT.2	FINISH	TEMPO	GIRO	VEL	SETT.1	SETT.2	FINISH	TEMPO
76	FOSCHI Guido										
LOTUS EXIGE											
1)					1'24.376						
2)		36.949	21.889	27.495	1'26.333						
3)		38.677	21.204	27.657	1'27.538						
4)		38.469	20.633	29.384	1'28.486						
5)		38.942	20.737	27.210	1'26.889						
6)		37.655	20.627	27.890	1'26.172						
7)		36.077	20.303	28.052	1'24.432						
8)		36.384	20.277	27.692	1'24.353						
9)		36.065	19.936	27.169	1'23.170						
10)		36.324	26.093	31'46.856	32'49.273						
11)		37.780	21.597	29.087	1'28.464						
12)	(166.6)	37.531	20.499	27.484	1'25.514						
13)	(171.1)	36.814	20.869	27.170	1'24.853						
14)	(169.5)	36.566	20.361	28.036	1'24.963						
15)	(163.1)	37.203	20.000	27.319	1'24.522						
16)	(169.5)	32'43.364	21.510	27.786	33'32.660						
17)	(171.1)	36.726	20.831	28.357	1'25.914						
18)	(168.2)	37.116	21.352	27.516	1'25.984						
19)	(162.8)	37.690	20.472	28.382	1'26.544						
20)	(170.0)	36.563	19.884	28.280	1'24.727						
21)	(170.0)	38.013	22.295	29.514	1'29.822						
22)	(168.2)	38.564	21.103	29.282	1'28.949						
23)	(167.4)	37.037	20.071	27.092	1'24.200						
24)	(169.0)	36.632	20.604	27.491	1'24.727						
25)	(170.6)	53'03.814	21.301	27.858	53'52.973						
26)	(169.5)	36.928	21.103	27.510	1'25.541						
27)	(168.2)	38.877	21.324	28.266	1'28.467						
28)	(153.8)	38.130	20.863	29.627	1'28.620						
29)	(167.1)	37.687	20.231	27.609	1'25.527						
30)	(169.2)	9'12.589	20.481	27.706	10'00.776						
31)	(167.7)	36.357	20.136	27.447	1'23.940						
32)	(169.2)	36.290	20.661	27.408	1'24.359						
33)	(169.5)	38.545	20.320	27.428	1'26.293						
34)	(170.6)	36.631	20.399	28.272	1'25.302						
35)	(170.3)	37.755	20.463	27.454	1'25.672						
36)	(169.2)	36.594	20.651	27.342	1'24.587						
37)	(169.8)	36.701	20.310	27.688	1'24.699						
38)	(169.5)	36.275	19.718	27.430	1'23.423						



OPL




ANALISI DEI TEMPI SESSIONE DI PROVA MATTINO

GIRO	VEL	SETT.1	SETT.2	FINISH	TEMPO	GIRO	VEL	SETT.1	SETT.2	FINISH	TEMPO
77	CASTELLIN Andrea										
	MITSUBISHI L										
1)	20'57.694	26.465	32.462	1'42.935							
2)	36.324	19.660	26.643	1'22.627							
3)	35.421	18.962	26.772	1'21.155							
4)	38.994	21.077	28.104	1'28.175							
5)	35.897	19.577	26.671	1'22.145							
6)	35.939	20.180	27.451	1'23.570							
7)	35.293	19.814	26.656	1'21.763							
8)	35.653	26.167	46.122	1'47.942							
9)	1'00.617	30.720	40.613	2'11.950							
10)	53.127	25.296	34.377	1'52.800							
11)	37.339	21.331	29.406	1'28.076							
12)	35.308	19.936	27.297	1'22.541							
13)	35.849	19.126	26.215	1'21.190							
14)	35.356	19.316	26.107	1'20.779							
15)	35.072	18.886	26.143	1'20.101							
16)	40'23.368	32.395	32.007	41'27.770							
17)	37.955	20.085	26.452	1'24.492							
18)	36.963	19.563	26.938	1'23.464							
19)	35.909	19.661	26.504	1'22.074							
20)	36.876	19.174	27.217	1'23.267							
21)	36.275	20.469	27.199	1'23.943							
22)	35.870	18.931	30.129	1'24.930							
23)	55.110	36.053	35.000	2'06.163							
24)	13'57.457	27.226	34.490	14'59.173							
25)	37.615	21.228	28.708	1'27.551							
26)	36.477	18.981	26.448	1'21.906							
27)	47'53.148	21.209	27.179	48'41.536							
28)	35.347	18.527	26.202	1'20.076							
29)	34.815	18.452	26.643	1'19.910							
30)	35.756	18.458	25.997	1'20.211							
31)	45.388	28.097	35.572	1'49.057							
32)	35.642	18.915	26.262	1'20.819							
33)	35.179	18.839	26.249	1'20.267							
34)	36.343	19.183	27.830	1'23.356							
35)	37.747	24.285	29.015	1'31.047							
36)	35.263	18.752	26.375	1'20.390							
37)	11'33.278	38.871	42.014	12'54.163							
38)	36.849	20.970	27.654	1'25.473							
39)	36.878	19.433	26.694	1'23.005							
40)	35.083	18.582	26.165	1'19.830							
41)	35.216	18.817	26.818	1'20.851							
42)	45.121	31.448	28.957	1'45.526							
43)	35.203	18.624	26.253	1'20.080							



OPL




ANALISI DEI TEMPI SESSIONE DI PROVA MATTINO

GIRO	VEL	SETT.1	SETT.2	FINISH	TEMPO	GIRO	VEL	SETT.1	SETT.2	FINISH	TEMPO
78											
		BUGANE Edoardo									
		SUBARU IMPRE									
1)		16'47.054	20.768	27.828	1'26.009						
2)	(154.0)	37.230	19.980	27.874	1'25.084						
3)	(154.2)	37.322	20.099	27.888	1'25.309						
4)		36.741	19.558	27.455	1'23.754						
5)		36.786	19.842	38.432	1'35.060						
6)	(94.8)	53.464	23.169	28.149	1'44.782						
7)		37.133	21.436	34.670	1'33.239						
8)	(137.4)	39.089	19.752	27.499	1'26.340						
9)	(155.6)	36.650	19.790	35.576	1'32.016						
10)	(102.6)	8'49.147	21.617	28.836	9'39.600						
11)	(156.2)	36.897	19.851	27.439	1'24.187						
12)	(155.3)	37.648	19.783	27.655	1'25.086						
13)	(155.3)	37.103	19.912	28.052	1'25.067						
14)	(156.5)	36.984	19.636	27.549	1'24.169						
15)	(154.9)	37.037	19.861	27.952	1'24.850						
16)	(155.3)	36.773	19.662	27.661	1'24.096						
17)	(155.6)	36.834	20.748	39.443	1'37.025						
18)	(95.6)	54.371	25.396	38.368	1'58.135						
19)	(146.5)	37.676	19.939	34.346	1'31.961						
20)	(61.3)	9'58.450	21.002	28.871	10'48.323						
21)	(153.6)	37.658	19.913	27.539	1'25.110						
22)	(158.1)	36.992	19.907	27.407	1'24.306						
23)	(158.3)	36.848	19.772	27.579	1'24.199						
24)	(157.4)	36.858	19.863	27.599	1'24.320						
25)	(152.5)	10'29.485	28.646	35.128	11'33.259						
26)	(101.0)	49.565	27.545	33.056	1'50.166						
27)	(112.5)	41.654	22.003	28.531	1'32.188						
28)	(155.3)	37.461	19.980	27.785	1'25.226						
29)	(155.6)	37.167	20.049	28.670	1'25.886						
30)	(140.0)	4'31.749	24.407	29.620	5'25.776						
31)	(157.8)	37.561	20.090	27.455	1'25.106						
32)	(156.2)	36.567	19.443	27.229	1'23.239						
33)	(158.8)	6'35.058	19.736	27.608	7'22.402						
34)	(156.7)	36.812	19.482	27.233	1'23.527						
35)		36.352	19.472	27.660	1'23.484						
36)	(157.2)	38.475	19.421	27.684	1'25.580						
37)	(157.6)	36.712	19.755	27.977	1'24.444						



OPL

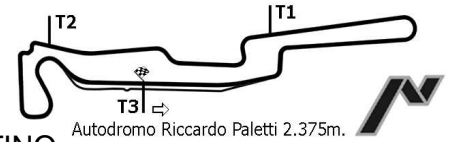


ANALISI DEI TEMPI SESSIONE DI PROVA MATTINO

GIRO	VEL	SETT.1	SETT.2	FINISH	TEMPO	GIRO	VEL	SETT.1	SETT.2	FINISH	TEMPO
79	RIELLO Paolo										
	BMW M3										
1)	(83.2)	30'08.303	19.312	26.562	1'29.650						
2)	(173.0)	35.940	19.581	26.697	1'22.218						
3)	(167.4)	36.679	19.514	27.581	1'23.774						
4)	(172.8)	36.813	20.273	27.521	1'24.607						
5)	(114.2)	9'15.609	24.235	29.006	10'08.850						
6)	(167.9)	37.872	20.518	28.290	1'26.680						
7)	(174.4)	36.277	20.379	28.591	1'25.247						
8)	(172.8)	36.308	20.652	28.350	1'25.310						
9)	(106.4)	49.779	28.729	36.274	1'54.782						
10)	(143.6)	32'38.758	20.249	26.939	33'25.946						
11)	(174.7)	35.328	19.731	27.745	1'22.804						
12)	(171.1)	35.952	19.802	26.963	1'22.717						
13)	(176.1)	35.937	19.663	28.167	1'23.767						
14)	(114.2)	17'14.411	24.062	29.148	18'07.621						
15)	(169.8)	37.278	20.501	28.354	1'26.133						
16)	(164.8)	36.722	19.797	29.347	1'25.866						
17)	(170.0)	37.414	19.956	28.013	1'25.383						
18)	(152.7)	37'55.005	20.785	27.057	38'42.847						
19)	(170.8)	35.667	19.446	26.650	1'21.763						
20)	(173.3)	36.539	19.527	28.022	1'24.088						
21)	(114.0)	49.135	28.560	33.752	1'51.447						
22)	(87.6)	51.114	28.264	30.062	1'49.440						
23)	(88.3)	40.292	19.845	27.131	1'27.268						
24)	(173.3)	35.108	19.370	27.001	1'21.479						
25)	(174.4)	35.270	20.786	32.165	1'28.221						
26)	(81.7)	21'24.359	26.471	34.064	22'24.894						
27)	(141.1)	39.700	23.015	27.774	1'30.489						
28)	(157.6)	37.592	19.961	27.226	1'24.779						
29)	(170.3)	36.109	20.019	28.869	1'24.997						
30)	(169.2)	37.568	20.181	27.909	1'25.658						
31)	(170.8)	35.596	20.878	28.259	1'24.733						
32)	(170.8)	44.761	28.276	36.905	1'49.942						
33)	(101.4)	50.321	27.766	34.519	1'52.606						
34)	(127.3)	39.129	20.305	28.353	1'27.787						



OPL




ANALISI DEI TEMPI SESSIONE DI PROVA MATTINO

GIRO	VEL	SETT.1	SETT.2	FINISH	TEMPO	GIRO	VEL	SETT.1	SETT.2	FINISH	TEMPO
80	BERTINI Federico										
	BMW M3										
1)		21'40.231	20.814	30.149	1'28.681						
2)	(140.9)	37.895	20.527	27.281	1'25.703						
3)	(166.1)	36.499	20.016	27.076	1'23.591						
4)	(167.1)	36.301	19.845	26.880	1'23.026						
5)	(166.4)	36.745	20.040	26.887	1'23.672						
6)	(166.6)	36.380	19.707	26.887	1'22.974						
7)	(155.8)	36.832	19.982	26.636	1'23.450						
8)	(165.3)	36.036	19.599	26.660	1'22.295						
9)	(154.2)	37.407	20.345	27.142	1'24.894						
10)	(162.1)	15'59.224	19.989	27.354	16'46.567						
11)	(168.2)	35.957	19.553	26.906	1'22.416						
12)	(167.4)	9'01.915	19.966	26.910	9'48.791						
13)	(169.2)	35.975	19.375	26.739	1'22.089						
14)	(169.8)	35.346	19.764	26.755	1'21.865						
15)	(169.5)	35.389	19.639	26.716	1'21.744						
16)	(147.7)	36'15.955	19.784	26.978	37'02.717						
17)	(168.7)	35.912	19.601	26.735	1'22.248						
18)	(165.8)	35.997	20.031	27.066	1'23.094						
19)	(161.9)	37.491	19.528	26.883	1'23.902						
20)	(164.3)	36.010	20.697	28.024	1'24.731						
21)	(163.3)	38.515	21.000	27.496	1'27.011						
22)	(160.7)	41.140	24.719	30.026	1'35.885						
23)	(106.6)	50.149	30.856	29.175	1'50.180						
24)	(167.1)	35.497	19.530	27.030	1'22.057						
25)	(166.6)	44'25.693	19.912	26.935	45'12.540						
26)	(167.4)	35.979	19.317	26.566	1'21.862						
27)	(167.4)	35.944	19.963	26.783	1'22.690						
28)	(167.4)	36.043	19.611	26.768	1'22.422						
29)	(166.4)	36.024	19.923	29.700	1'25.647						
30)	(93.9)	16'31.597	21.754	28.558	17'21.909						
31)	(167.9)	36.029	19.618	26.620	1'22.267						
32)	(168.2)	39.214	19.903	27.047	1'26.164						
33)	(168.2)	38.588	20.272	28.411	1'27.271						
34)	(166.9)	36.030	19.720	26.953	1'22.703						
35)	(167.1)	36.143	19.960	27.251	1'23.354						
36)	(166.4)	35.654	19.898	27.011	1'22.563						
37)	(164.6)	37.214	20.162	27.576	1'24.952						
38)	(165.8)	36.016	19.690	26.970	1'22.676						
39)	(164.3)	36.231	19.603	26.893	1'22.727						
40)	(165.8)	7'39.806	21.933	28.672	8'30.411						
41)	(163.6)	37.224	21.486	27.630	1'26.340						
42)	(164.8)	36.927	20.252	27.771	1'24.950						
43)	(164.6)	37.023	20.679	29.741	1'27.443						



OPL



ANALISI DEI TEMPI SESSIONE DI PROVA MATTINO

GIRO	VEL	SETT.1	SETT.2	FINISH	TEMPO	GIRO	VEL	SETT.1	SETT.2	FINISH	TEMPO
------	-----	--------	--------	--------	-------	------	-----	--------	--------	--------	-------


81 HU Lijiang

AUDI A5

1)		22'23.033	22.105	30.136	1'31.775
2)	(153.4)	39.882	21.823	29.666	1'31.371
3)	(152.5)	38.754	21.703	29.779	1'30.236
4)	(152.1)	38.769	21.472	31.026	1'31.267
5)	(142.1)	14'10.468	21.489	29.537	15'01.494
6)	(153.4)	38.990	21.153	29.265	1'29.408
7)	(153.1)	39.028	21.069	29.595	1'29.692
8)	(151.8)	39.103	21.132	28.987	1'29.222
9)	(152.7)	38.882	21.400	29.172	1'29.454
10)	(118.4)	13'50.357	21.258	29.020	14'40.635
11)	(142.4)	39.100	21.155	29.319	1'29.574
12)	(153.4)	38.993	21.346	29.252	1'29.591
13)	(152.9)	38.821	20.664	28.871	1'28.356
14)	(116.7)	45.960	26.135	33.830	1'45.925
15)	(100.0)	24'11.712	22.452	30.172	25'04.336
16)	(150.4)	38.979	21.213	28.715	1'28.907
17)	(143.0)	13'25.436	23.127	30.326	14'18.889
18)	(154.7)	39.176	21.623	29.479	1'30.278
19)	(153.4)	38.689	22.362	30.324	1'31.375
20)	(153.1)	9'34.665	21.181	30.137	10'25.983
21)	(152.1)	39.391	21.152	30.752	1'31.295
22)	(88.9)	44.149	21.193	29.397	1'34.739



OPL




ANALISI DEI TEMPI SESSIONE DI PROVA MATTINO

	GIRO	VEL	SETT.1	SETT.2	FINISH	TEMPO		GIRO	VEL	SETT.1	SETT.2	FINISH	TEMPO	
82	CHEN Simone													
	VW GOLF													
1)	(124.8)	22'16.861	22.924	29.363		1'36.192								
2)	(163.3)	38.603	22.324	29.632		1'30.559								
3)	(160.9)	41.656	21.936	29.318		1'32.910								
4)	(151.6)	15'11.325	23.254	32.042		16'06.621								
5)	(147.3)	39.701	21.841	28.805		1'30.347								
6)	(160.0)	38.323	22.313	28.816		1'29.452								
7)	(160.9)	38.134	21.557	30.144		1'29.835								
8)	(158.8)	38.425	21.579	29.341		1'29.345								
9)	(158.8)	38.442	21.630	29.291		1'29.363								
10)	(160.4)	38.628	25.777	30.329		1'34.734								
11)	(148.1)	40.595	22.028	33.074		1'35.697								
12)	(62.6)	11'12.204	21.691	29.070		12'02.965								
13)	(160.4)	38.284	21.345	28.786		1'28.415								
14)	(160.0)	42.788	21.501	30.680		1'34.969								
15)	(162.1)	39.154	25.925	32.621		1'37.700								
16)	(90.6)	14'31.794	22.440	28.590		15'22.824								
17)	(158.5)	38.122	21.288	28.700		1'28.110								
18)	(157.8)	38.499	35.270	52.285		2'06.054								
19)	(71.6)	20'58.980	22.878	31.229		21'53.087								
20)	(160.0)	37.677	21.146	28.469		1'27.292								
21)	(160.0)	39.009	22.101	28.630		1'29.740								
22)	(160.9)	38.691	21.439	29.091		1'29.221								
23)	(134.3)	7'41.262	26.150	32.289		8'39.701								
24)	(160.0)	39.954	21.813	28.505		1'30.272								
25)	(159.0)	38.306	21.308	29.020		1'28.634								
26)	(152.3)	38.081	21.151	28.728		1'27.960								
27)	(159.5)	43.468	26.020	40.555		1'50.043								



OPL



ANALISI DEI TEMPI SESSIONE DI PROVA MATTINO

GIRO VEL SETT.1 SETT.2 FINISH TEMPO GIRO VEL SETT.1 SETT.2 FINISH TEMPO

83 LOSI Maurizio


CITROEN SAXO

1)		23'24.034	20.865	28.854	1'29.019
2)	(145.7)	39.085	20.582	27.987	1'27.654
3)	(147.5)	38.100	20.318	28.285	1'26.703
4)	(147.3)	5'33.382	21.264	28.270	6'22.916
5)	(123.8)	39.463	20.716	28.602	1'28.781
6)	(146.9)	38.335	20.226	27.736	1'26.297
7)	(148.7)	12'45.995	20.933	27.985	13'34.913
8)	(146.5)	38.417	20.573	27.838	1'26.828
9)	(147.5)	37.754	20.761	28.729	1'27.244
10)	(139.1)	11'52.420	20.486	27.611	12'40.517
11)	(147.5)	17'45.467	20.894	28.769	18'35.130
12)	(143.4)	39.167	20.464	28.319	1'27.950
13)	(145.3)	38.384	21.655	30.687	1'30.726
14)	(146.7)	38.981	20.560	29.134	1'28.675
15)	(145.7)	40.555	24.617	32.550	1'37.722
16)	(145.7)	38.265	20.256	27.859	1'26.380
17)	(145.7)	38.148	20.619	28.675	1'27.442
18)	(145.5)	39.690	20.696	28.264	1'28.650
19)	(144.0)	41.944	20.190	28.035	1'30.169
20)	(98.8)	8'32.819	21.730	30.719	9'25.268
21)	(142.8)	40.538	20.492	28.580	1'29.610
22)	(143.8)	38.526	20.306	28.865	1'27.697
23)	(144.3)	39.246	20.505	29.646	1'29.397
24)	(144.9)	38.963	20.148	28.448	1'27.559
25)	(143.6)	39.081	21.226	29.301	1'29.608
26)	(144.3)	39.618	20.405	28.274	1'28.297
27)	(144.3)	7'22.744	20.521	28.781	8'12.046
28)	(145.1)	38.713	20.333	28.799	1'27.845
29)	(144.1)	38.830	20.363	28.776	1'27.969
30)	(143.6)	38.116	20.162	28.707	1'26.985
31)	(145.7)	38.464	20.140	28.673	1'27.277
32)	(144.3)	53.192	22.591	28.390	1'44.173
33)	(144.9)	38.854	21.377	28.392	1'28.623
34)	(144.7)	16'15.420	21.410	27.799	17'04.629
35)	(144.9)	39.130	20.100	27.689	1'26.919
36)	(146.5)	38.858	20.279	27.761	1'26.898
37)	(146.7)	37.865	19.925	27.706	1'25.496
38)	(147.3)	37.823	20.084	27.978	1'25.885
39)	(146.7)	37.680	20.358	27.705	1'25.743
40)	(147.5)	38.118	20.147	27.623	1'25.888
41)	(147.5)	37.732	20.158	27.703	1'25.593
42)	(147.1)	37.666	19.874	27.629	1'25.169
43)	(146.1)	37.928	20.093	27.898	1'25.919
44)	(146.3)	38.591	19.895	27.882	1'26.368
45)	(146.1)	37.573	19.953	27.671	1'25.197
46)	(147.3)	37.617	19.898	27.582	1'25.097
47)	(129.1)	16'34.926	21.069	28.373	17'24.368
48)	(142.2)	38.322	22.876	28.579	1'29.777
49)	(147.1)	38.175	20.036	27.931	1'26.142
50)	(144.3)	37.530	20.167	28.118	1'25.815
51)	(144.9)	37.824	20.203	28.260	1'26.287
52)	(146.1)	38.223	21.025	28.052	1'27.300
53)	(145.9)	38.483	22.630	29.347	1'30.460
54)	(145.1)	37.836	21.458	27.983	1'27.277

<i>GIRO</i>	<i>VEL</i>	<i>SETT.1</i>	<i>SETT.2</i>	<i>FINISH</i>	<i>TEMPO</i>	<i>GIRO</i>	<i>VEL</i>	<i>SETT.1</i>	<i>SETT.2</i>	<i>FINISH</i>	<i>TEMPO</i>
55)	(147.9)	38.194	20.146	28.730	1'27.070						



OPL




ANALISI DEI TEMPI SESSIONE DI PROVA MATTINO

Table with columns: GIRO, VEL, SETT.1, SETT.2, FINISH, TEMPO. Includes driver 84 'KOODGAIN' and Citroen Saxo. Lists lap times from 1) to 54) with total times like 1'36.373 and 10'03.466.



OPL




ANALISI DEI TEMPI SESSIONE DI PROVA MATTINO

GIRO	VEL	SETT.1	SETT.2	FINISH	TEMPO	GIRO	VEL	SETT.1	SETT.2	FINISH	TEMPO
85	BRUNI Stefano										
	LAMBORGHINI										
1)		59'28.912	19.694	26.535	22'34.900						
2)	(185.2)	33.115	18.816	25.328	1'17.259						
3)	(186.5)	33.357	18.713	25.538	1'17.608						
4)	(191.4)	33.119	18.423	25.327	1'16.869						
5)	(191.4)	32.965	18.662	25.742	1'17.369						
6)	(187.1)	36'23.640	19.084	25.630	37'08.354						
7)	(187.5)	33.762	18.854	25.701	1'18.317						
8)	(189.1)	6'07.193	19.040	25.874	6'52.107						
9)	(190.4)	33.346	19.711	25.580	1'18.637						
10)	(192.1)	33.658	18.976	26.335	1'18.969						
11)	(166.9)	36.674	21.660	27.741	1'26.075						
12)	(188.1)	5'14.698	20.426	25.720	6'00.844						
13)	(192.5)	32.862	18.440	25.273	1'16.575						
14)	(193.8)	32.855	18.943	25.149	1'16.947						
15)	(192.8)	5'04.037	19.124	25.483	5'48.644						
16)	(190.8)	33.938	19.946	26.005	1'19.889						
17)	(190.4)	33.294	18.968	25.878	1'18.140						
18)	(183.9)	21'55.927	20.375	26.282	22'42.584						
19)	(180.9)	33.762	18.887	25.534	1'18.183						
20)	(189.4)	33.431	18.368	25.522	1'17.321						
21)	(191.8)	33.011	18.936	25.894	1'17.841						
22)	(193.2)	33.310	18.669	25.749	1'17.728						
23)	(153.1)	30'28.406	20.781	26.672	31'15.859						
24)	(184.3)	34.217	20.277	26.752	1'21.246						
25)	(190.4)	33.207	18.512	25.396	1'17.115						
26)	(190.1)	32.959	18.547	25.535	1'17.041						
27)	(193.2)	33.715	18.387	26.214	1'18.316						



OPL

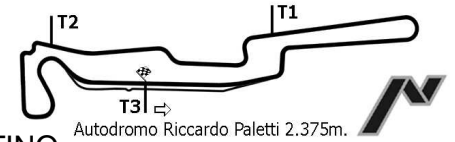


ANALISI DEI TEMPI SESSIONE DI PROVA MATTINO

GIRO	VEL	SETT.1	SETT.2	FINISH	TEMPO	GIRO	VEL	SETT.1	SETT.2	FINISH	TEMPO
86	SEMERARO Daniele										
CATERHAM R50											
1)					1'29.084						
2)	(177.3)	34.549			1'19.948						
3)	(185.2)	33.067			1'18.012						
4)	(183.0)	33.178			1'17.299						
5)		33.029			1'17.071						
6)	(183.9)	32.828			1'16.244						
7)	(184.9)	33.192			1'17.221						
8)	(188.1)	33.180			1'17.480						
9)	(184.3)	33.593			1'16.816						
10)	(183.6)	32.975			1'17.474						
11)	(183.6)	32.885			1'16.538						
12)	(187.1)	32.688			1'15.679						
13)		32.818			1'17.760						
14)	(140.0)	38'19.776			39'04.790						
15)	(186.8)	33.269			1'17.055						
16)	(183.9)	33.050			1'17.334						
17)	(186.5)	33.040			1'16.882						
18)	(186.2)	35.441			1'21.746						
19)	(181.5)	33.050			1'17.254						
20)	(186.5)	33.094			1'16.834						
21)	(185.8)	33.155			1'16.435						
22)	(184.3)	32.732			1'17.474						
23)	(184.3)	33.548			1'16.994						
24)	(183.6)	33.189			1'16.549						
25)	(185.2)	33.770			1'19.984						
26)	(184.9)	33.180			1'16.290						
27)	(172.2)	51'36.620		51'19.074	52'24.806						
28)	(144.1)	35.735			1'19.667						
29)	(186.8)	33.341			1'16.193						
30)	(186.8)	32.952			1'15.513						
31)	(186.5)	33.090			1'16.467						
32)	(185.5)	32.968			1'16.415						
33)	(184.9)	32.955			1'16.455						
34)	(184.3)	33.378			1'16.664						
35)	(184.9)	32.900			1'15.638						
36)	(184.9)	31'14.466			32'02.756						
37)	(155.1)	34.328			1'19.192						
38)	(162.1)	34.572			1'17.620						
39)	(184.3)	32.753			1'15.197						
40)	(185.5)	33.400			1'16.310						



OPL




ANALISI DEI TEMPI SESSIONE DI PROVA MATTINO

GIRO	VEL	SETT.1	SETT.2	FINISH	TEMPO	GIRO	VEL	SETT.1	SETT.2	FINISH	TEMPO
87	ROSSI Andrea										
JAGUAR PALME											
1)				31.903	1'32.628						
2)	(164.1)	35.149	19.378	26.078	1'20.605						
3)	(179.1)	33.547	18.693	25.430	1'17.670						
4)	(186.8)	38.628	19.377	25.672	1'23.677						
5)	(172.8)	16'13.963		16'08.254	17'08.197						
6)	(126.6)	41.446			1'33.780						
7)	(176.7)	34.600	19.658	25.838	1'20.096						
8)	(174.1)	35.907	19.005	25.082	1'19.994						
9)	(180.3)	32.678	18.026	24.634	1'15.338						
10)	(167.4)	36.699	18.511	26.732	1'21.942						
11)	(183.9)	33.129	18.781	25.157	1'17.067						
12)	(187.8)	32.641	18.298	25.026	1'15.965						
13)	(177.6)	37'39.227			38'44.959						
14)	(150.4)	37.230	19.849	27.752	1'24.831						
15)	(184.3)	34.579	19.273	27.114	1'20.966						
16)	(130.5)	36.681	21.771	25.647	1'24.099						
17)	(132.8)	36.199	19.089	24.885	1'20.173						
18)	(166.6)	10'40.645			11'38.506						
19)	(125.2)	37.530			1'24.636						
20)	(182.1)	36.001	19.695	24.877	1'20.573						
21)	(182.7)	36.527	19.753	28.040	1'24.320						
22)	(167.4)	34.937			1'22.100						
23)	(187.1)			26.723	1'21.347						
24)	(183.9)	34'22.234	24.318	27.882	35'14.434						
25)	(183.9)	33.592	18.105	24.668	1'16.365						
26)	(177.9)	33.298	17.964	24.737	1'15.999						
27)	(179.1)	32.771	18.080	24.792	1'15.643						
28)	(183.9)	32.817	18.618	24.845	1'16.280						
29)	(189.4)	25'57.069			27'03.289						
30)	(136.3)	36.827	19.408	27.455	1'23.690						
31)	(154.9)	35.307	20.491	26.419	1'22.217						
32)	(177.6)	33.842	18.581	26.629	1'19.052						
33)	(179.1)	33.568	18.320	25.628	1'17.516						
34)	(185.2)	33.878	18.180	25.463	1'17.521						
35)	(177.0)	34.538	18.075	25.467	1'18.080						
36)	(185.5)	33.044	19.100	24.861	1'17.005						
37)	(167.9)	10'34.902		10'34.482	11'26.992						
38)	(180.0)	34.367	19.098	25.692	1'19.157						



OPL



ANALISI DEI TEMPI SESSIONE DI PROVA MATTINO

GIRO VEL SETT.1 SETT.2 FINISH TEMPO GIRO VEL SETT.1 SETT.2 FINISH TEMPO


88 MAZZI Alberto

PORCHE 997 C

1)		33'03.016	25.571	33.269	1'46.720
2)	(129.8)	42.535	24.039	31.034	1'37.608
3)	(160.2)	39.295	24.565	32.457	1'36.317
4)	(141.3)	43.412	26.134	33.832	1'43.378
5)		9'17.101	23.994	32.644	10'13.739
6)	(142.6)	40.259	23.503	30.819	1'34.581
7)	(150.2)	42.572	23.384	32.435	1'38.391
8)	(125.8)	15'02.305	24.004	32.623	15'58.932
9)	(146.5)	13'43.707	23.608	31.184	14'38.499
10)	(160.4)	39.713	22.656	29.803	1'32.172
11)	(132.3)	41.866	24.321	32.527	1'38.714
12)	(127.3)	40.367	22.981	32.172	1'35.520
13)	(140.6)	40.041	22.944	30.946	1'33.931
14)	(151.8)	40.834	24.720	30.921	1'36.475
15)	(160.9)	39.426	23.092	30.977	1'33.495
16)	(157.8)	39.720	23.958	31.432	1'35.110
17)	(159.2)	12'43.920	26.803	32.560	13'43.283
18)	(142.4)	41.210	24.340	31.225	1'36.775
19)	(161.1)	39.058	24.211	30.977	1'34.246
20)	(157.6)	38.856	23.161	30.801	1'32.818
21)	(152.3)	39.296	22.433	30.658	1'32.387



OPL

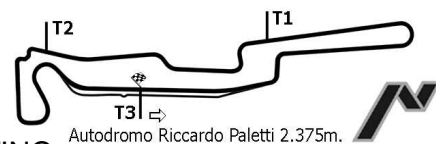


ANALISI DEI TEMPI SESSIONE DI PROVA MATTINO

	GIRO	VEL	SETT.1	SETT.2	FINISH	TEMPO		GIRO	VEL	SETT.1	SETT.2	FINISH	TEMPO
89	CIOCCI Luca												
	NISSAN GT-R												
1)		39'54.304	20.306	28.421		1'23.709							
2)	(159.2)	35.968	20.339	27.271		1'23.578							
3)	(166.6)	36.083	19.620	27.280		1'22.983							
4)	(161.6)	36'09.870	20.777	27.443		36'58.090							
5)	(186.8)	36.017	20.598	27.970		1'24.585							
6)	(185.2)	33.682	19.503	26.615		1'19.800							
7)	(167.1)	34.890	21.115	28.351		1'24.356							
8)	(136.5)	19'00.938	20.799	27.882		19'49.619							
9)	(177.9)	36.125	20.551	27.330		1'24.006							
10)	(166.1)	36.918	21.775	30.506		1'29.199							
11)	(184.6)	35.033	19.961	27.496		1'22.490							
12)	(121.3)	10'56.186	20.654	28.007		11'44.847							
13)	(186.8)	39'47.037	20.313	27.638		40'34.988							
14)	(134.6)	43.534				1'36.431							
15)	(189.1)	34.062	19.320	27.134		1'20.516							
16)	(190.1)	35.171	21.087	27.865		1'24.123							
17)	(145.3)	36.525	19.741	27.148		1'23.414							
18)	(188.1)	33.360	19.142	26.516		1'19.018							



OPL




ANALISI DEI TEMPI SESSIONE DI PROVA MATTINO

GIRO	VEL	SETT.1	SETT.2	FINISH	TEMPO	GIRO	VEL	SETT.1	SETT.2	FINISH	TEMPO
90 RIBONI Giovanni											
BMW M3											
1)	34'03.843	24.968	32.919	1'43.532							
2)	25'04.480	23.324	29.329	25'57.133							
3)	39.509	22.053	29.042	1'30.604							
4)	39.820	23.208	29.985	1'33.013							
5)	40.104	22.344	29.071	1'31.519							
6)	38.822	22.575	28.939	1'30.336							
7)	39.093	22.468	29.134	1'30.695							



OPL

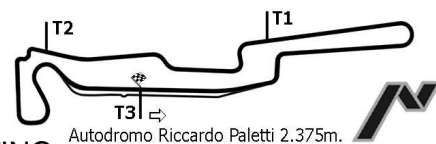


ANALISI DEI TEMPI SESSIONE DI PROVA MATTINO

GIRO	VEL	SETT.1	SETT.2	FINISH	TEMPO	GIRO	VEL	SETT.1	SETT.2	FINISH	TEMPO
92	ZANOTTI Roberto										
HONDA S2000											
1)				28.764	1'29.381						
2)	4'02.332	20.038	27.878	4'50.248							
3)	37.364	20.070	29.144	1'26.578							
4)	32'30.871	20.726	27.670	33'19.267							
5)	(159.5) 38.592	20.226	28.057	1'26.875							
6)	37.903	20.184	27.740	1'25.827							
7)	(157.6) 37.560	20.137	29.702	1'27.399							
8)	(156.9) 37.633	19.784	27.399	1'24.816							
9)	37.369	22.244	28.181	1'27.794							
10)	39.207	20.607	27.770	1'27.584							
11)	37.430	19.932	27.591	1'24.953							
12)	11'56.172	20.600	28.104	12'44.876							
13)	39.964	20.321	27.610	1'27.895							
14)	37.061	20.127	28.857	1'26.045							
15)	38.591	25.049	29.831	1'33.471							
16)	37.469	19.847	28.783	1'26.099							
17)	(143.6) 56'31.413	20.600	28.689	57'20.702							
18)	38.660	20.999	28.019	1'27.678							



OPL




ANALISI DEI TEMPI SESSIONE DI PROVA MATTINO

GIRO	VEL	SETT.1	SETT.2	FINISH	TEMPO	GIRO	VEL	SETT.1	SETT.2	FINISH	TEMPO
93 BURRAFATO Vittorio BMW M3											
1)					27.881						1'25.832
2)	(163.6)	8'55.480	20.705	27.237							9'43.422
3)	(176.7)	35.513	20.583	27.439							1'23.535
4)	(172.5)	35.701	20.419	27.406							1'23.526
5)	(173.3)	36.057	20.093	27.589							1'23.739
6)	(171.7)	35.906	19.791	27.520							1'23.217
7)	(174.1)	35.987	20.360	27.276							1'23.623



OPL




ANALISI DEI TEMPI SESSIONE DI PROVA MATTINO

GIRO	VEL	SETT.1	SETT.2	FINISH	TEMPO	GIRO	VEL	SETT.1	SETT.2	FINISH	TEMPO
94	TESSIERI Massimo										
CATERHAM SUP											
1)		24'55.825	19.782	27.823	1'24.107						
2)	(163.3)	52.257	21.311	27.817	1'41.385						
3)	(170.6)	36.078	20.495	26.710	1'23.283						
4)	(166.6)	36.135	20.120	28.910	1'25.165						
5)	(167.4)	35.074	19.520	37.972	1'32.566						
6)	(160.4)	36.083	20.828	28.472	1'25.383						
7)	(160.4)	36.597	20.619	28.166	1'25.382						
8)	(169.2)	35.123	19.809	26.930	1'21.862						
9)	(165.8)	13'27.248	21.271	27.451	14'15.970						
10)	(165.6)	36.370	19.936	28.080	1'24.386						
11)	(167.1)	38.395	24.563	26.860	1'29.818						
12)	(167.9)	36.366	20.879	28.334	1'25.579						
13)	(127.5)	15'33.459	21.299	28.133	16'22.891						
14)	(162.4)	36.009	23.015	28.888	1'27.912						
15)	(93.5)	16'57.538	20.422	27.286	17'45.246						
16)	(163.6)	35.552	19.116	26.503	1'21.171						
17)	(170.6)	36.797	19.494	26.454	1'22.745						
18)	(162.8)	36.173	19.332	26.540	1'22.045						
19)	(167.7)	35.868	18.816	26.476	1'21.160						
20)	(165.8)	34.983	18.829	26.091	1'19.903						
21)	(169.5)	34.631	19.001	26.531	1'20.163						
22)	(167.4)	34.752	18.609	26.055	1'19.416						
23)	(167.9)	35.530	19.378	29.115	1'24.023						
24)	(167.7)	36.435	19.019	25.788	1'21.242						
25)	(168.2)	34.522	18.688	25.841	1'19.051						
26)	(170.6)	34.612	22.435	26.545	1'23.592						
27)	(170.0)	34.544	18.830	26.190	1'19.564						
28)	(171.4)	34.228	18.783	25.870	1'18.881						
29)	(167.4)	34.327	19.787	26.196	1'20.310						
30)	(168.7)	35.068	18.751	26.145	1'19.964						
31)	(169.2)	34.656	19.120	26.918	1'20.694						



OPL




ANALISI DEI TEMPI SESSIONE DI PROVA MATTINO

GIRO	VEL	SETT.1	SETT.2	FINISH	TEMPO	GIRO	VEL	SETT.1	SETT.2	FINISH	TEMPO
96	GRECI Danilo										
MERCEDES SLK											
1)					1'29.526						
2)	(112.7)	42.802	20.746	27.874	1'31.422						
3)	(175.3)	36.465	20.342	27.640	1'24.447						
4)	(175.0)	12'57.816	25.558	33.370	13'56.744						
5)	(121.0)	41.965	20.605	27.711	1'30.281						
6)	(174.4)	36.307	20.336	27.779	1'24.422						
7)	(175.0)	37.282	21.195	27.541	1'26.018						
8)	(175.3)	36.044	22.155	28.588	1'26.787						
9)	(174.7)	36.151	20.181	27.724	1'24.056						
10)	(173.3)	36.127	20.292	27.598	1'24.017						
11)	(175.6)	36.223	20.344	28.766	1'25.333						
12)	(172.2)	36.788	22.788	27.671	1'27.247						
13)	(174.4)	36.844	20.693	30.826	1'28.363						
14)	(103.8)	16'03.103	25.068	32.702	17'00.873						
15)	(115.7)	51.391	27.841	30.290	1'49.522						
16)	(136.8)	4'56.135	25.881	31.532	5'53.548						
17)	(173.9)	35.869	20.242	27.810	1'23.921						
18)	(174.7)	36.359	21.815	29.994	1'28.168						
19)	(169.2)	36.807	20.103	27.206	1'24.116						
20)	(174.7)	36.412	20.165	27.495	1'24.072						
21)	(174.4)	35.721	20.189	27.895	1'23.805						
22)	(174.7)	36.067	21.233	27.568	1'24.868						
23)	(175.8)	36.281	20.067	27.677	1'24.025						
24)	(167.9)	36.500	20.368	28.101	1'24.969						
25)	(132.8)	35'28.211	25.531	31.431	36'25.173						
26)	(173.0)	36.124	20.327	27.919	1'24.370						
27)	(175.3)	36.054	20.365	27.643	1'24.062						
28)	(175.8)	36.148	20.368	27.667	1'24.183						
29)	(175.0)	36.225	20.496	27.392	1'24.113						
30)	(171.4)	12'01.029	26.708	32.070	12'59.807						
31)	(118.9)	45.311	24.884	30.959	1'41.154						
32)	(174.7)	36.052	24.754	29.068	1'29.874						
33)	(174.1)	36.011	21.167	27.594	1'24.772						
34)	(175.8)	36.152	20.064	28.526	1'24.742						
35)	(151.4)	37.965	20.685	28.184	1'26.834						
36)	(173.6)	36.645	20.324	27.668	1'24.637						
37)	(175.0)	9'36.811	25.908	29.205	10'31.924						
38)	(171.4)	38.129	20.423	27.694	1'26.246						
39)	(161.9)	38.248	20.575	28.126	1'26.949						



OPL



ANALISI DEI TEMPI SESSIONE DI PROVA MATTINO

GIRO VEL SETT.1 SETT.2 FINISH TEMPO GIRO VEL SETT.1 SETT.2 FINISH TEMPO

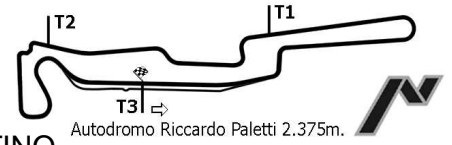
97 ZANOTTI Stefano

PORCHE 964

1)					1'20.348
2)	17'58.099	21.262	27.675	18'47.036	
3)	(178.8) 35.075	18.994	25.940	1'20.009	
4)	(179.7) 34.666	19.606	26.560	1'20.832	
5)	(177.9) 35.186	18.649	25.719	1'19.554	
6)	(179.7) 34.578	19.257	26.190	1'20.025	
7)	(178.2) 34.423	19.890	27.835	1'22.148	
8)	(109.7) 24'15.098	22.239	27.779	25'05.116	
9)	(178.2) 33.638	18.693	25.760	1'18.091	
10)	(177.9) 34.307	20.335	27.738	1'22.380	
11)	(178.5) 34.020	20.046	27.181	1'21.247	
12)	(177.9) 34.089	18.690	26.136	1'18.915	
13)	(178.8) 34.046	18.982	25.994	1'19.022	
14)	(178.8) 34.368	19.117	26.327	1'19.812	
15)	(161.9) 41'29.628	20.336	28.748	42'18.712	
16)	(180.3) 33.711	18.709	25.969	1'18.389	
17)	(179.4) 33.959	19.126	27.451	1'20.536	



OPL



ANALISI DEI TEMPI SESSIONE DI PROVA MATTINO

Autodromo Riccardo Paletti 2.375m.

GIRO VEL SETT.1 SETT.2 FINISH TEMPO GIRO VEL SETT.1 SETT.2 FINISH TEMPO

Il DS Cronometraggio: Rapi Andrea