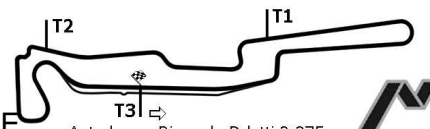
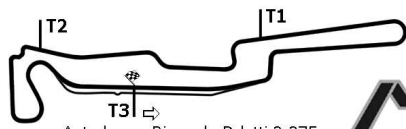


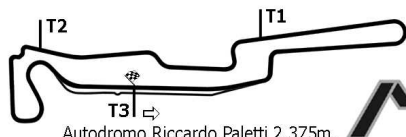
Open Pit Lane




ANALISI DEI TEMPI SESSIONE PROVE LIBERE

GIRO	VEL-T	VEL	SETT.2	FINISH	TEMPO	GIRO	VEL-T	VEL	SETT.2	FINISH	TEMPO
2 SACCHI Maurizio						56)	3.459	(136.3)	1'06.936	31.085	1'41.480
PORSCHÉ GT3						57)	3.024	(176.1)	49.576	26.720	1'19.320
						58)	3.011	(166.9)	8'11.026	26.528	8'40.565
						59)	3.057	(174.7)	49.949	26.042	1'19.048
1)				30.652	1'35.901						
2)	3.907	(120.0)	56.975	28.363	1'29.245						
3)	3.385	(147.9)	55.328	27.686	1'26.399						
4)	3.086	(164.3)	52.461	27.134	1'22.681						
5)	3.354	(141.1)	52.969	27.382	1'23.705						
6)	3.176	(162.4)	51.759	26.905	1'21.840						
7)	3.019	(164.8)	52.848	26.810	1'22.677						
8)	3.016	(173.9)	51.848	26.613	1'21.477						
9)	3.026	(170.6)	57.953	28.139	1'29.118						
10)	3.211	(163.3)	52.448	27.067	1'22.726						
11)	3.076		51.400	26.426	1'20.902						
12)	2.990	(164.8)	7'13.401	26.410	7'42.801						
13)	3.184	(164.1)	52.859	26.576	1'22.619						
14)	3.071	(171.9)	50.433	26.530	1'20.034						
15)	3.043	(166.1)	53.089	26.695	1'22.827						
16)	3.054	(175.3)	50.376	26.246	1'19.676						
17)	3.094	(159.2)	1'00.492	26.469	1'30.055						
18)	3.044	(174.7)	50.727	25.843	1'19.614						
19)	2.979	(176.7)	55.770	26.029	1'24.778						
20)	2.969	(177.9)	50.495	25.760	1'19.224						
21)	3.095	(150.0)	1'03.864	26.768	1'33.727						
22)	3.006	(177.0)	54.693	30.402	1'28.101						
23)	1'32.484	(177.3)	51.743	26.241	2'50.468						
24)	3.222	(152.1)	53.759	26.242	1'23.223						
25)	3.016	(165.3)	51.520	25.614	1'20.150						
26)	3.400	(138.8)	1'01.347	32.861	1'37.608						
27)	5.482	(89.4)	1'08.912	31.214	1'45.608						
28)	2.969	(178.8)	49.573	26.290	1'18.832						
29)	3.044	(163.1)	15'06.883	26.952	15'36.879						
30)	3.338	(152.7)	52.075	26.117	1'21.530						
31)	3.026	(176.1)	50.548	26.621	1'20.195						
32)	3.100	(165.8)	55.466	26.796	1'25.362						
33)	3.447	(151.2)	50.847	27.932	1'22.226						
34)	2.953	(172.5)	51.236	26.242	1'20.431						
35)	3.026	(169.0)	51.076	26.210	1'20.312						
36)	3.009	(176.1)	50.700	25.583	1'19.292						
37)	2.984	(172.8)	49.689	26.461	1'19.134						
38)	3.054	(174.1)	49.951	26.154	1'19.159						
39)	3.061	(161.9)	1'07.490	30.824	1'41.375						
40)	3.050	(174.4)	50.457	26.000	1'19.507						
41)	3.019	(163.1)	5'09.146	26.167	5'38.332						
42)	3.018	(174.7)	50.945	25.959	1'19.922						
43)	3.038	(168.4)	4'28.676	31.913	5'03.627						
44)	3.791	(135.5)	1'01.409	31.655	1'36.855						
45)	3.836	(139.5)	59.398	30.758	1'33.992						
46)	3.418	(151.8)	4'09.713	29.675	4'42.806						
47)	3.416	(142.4)	57.950	28.155	1'29.521						
48)	3.258	(152.5)	57.085	29.487	1'29.830						
49)	3.278	(152.9)	56.204	28.509	1'27.991						
50)	3.285	(149.7)	55.540	28.795	1'27.620						
51)	8'10.512	(157.2)	51.578	26.109	9'28.199						
52)	3.017	(175.3)	50.469	25.672	1'19.158						
53)	2.980	(172.8)	50.665	26.759	1'20.404						
54)	2'47.803	(176.4)	49.840	25.973	4'03.616						
55)	1'21.651	(174.1)	51.681	26.177	2'39.509						

Open Pit Lane



ANALISI DEI TEMPI SESSIONE PROVE LIBERE



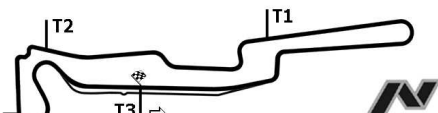
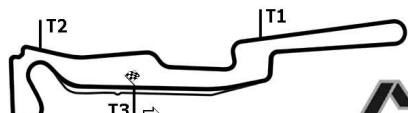
GIRO VEL-T VEL SETT.2 FINISH TEMPO GIRO VEL-T VEL SETT.2 FINISH TEMPO

4 FERRARIO Giancarlo

PORSCHÉ TURB

1)				30.003	1'31.914
2)				30.246	1'31.900
3)	3.070	(163.8)	56.657	29.660	1'29.387
4)				29.687	1'29.048
5)				29.486	1'29.829
6)				29.748	1'29.745
7)				29.002	1'28.413
8)				29.084	1'28.260
9)				28.854	1'30.168
10)				29.290	1'29.012
11)			17'15.758	18'16.494	
12)				28.182	1'32.354
13)	2.979	(171.7)	56.130	29.486	1'28.595
14)	3.204	(154.0)	57.144	29.376	1'29.724
15)				29.447	1'29.351
16)				29.338	1'29.418
17)	3.099	(158.3)	56.459	29.131	1'28.689
18)				29.048	1'28.448
19)				28.810	1'27.423
20)	3.103	(161.6)	55.544	27.957	1'26.604
21)	3.025	(166.4)	55.012	28.506	1'26.543
22)				28.565	1'27.255
23)	3.139	(153.6)	13'12.288	31.808	13'47.235

Open Pit Lane



Autodromo Riccardo Paletti 2.375m.

Autodromo Riccardo Paletti 2.375m.

ANALISI DEI TEMPI SESSIONE PROVE LIBERE

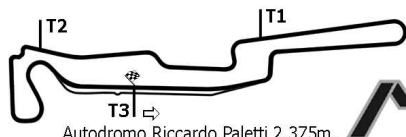
GIRO	VEL-T	VEL	SETT.2	FINISH	TEMPO	GIRO	VEL-T	VEL	SETT.2	FINISH	TEMPO
------	-------	-----	--------	--------	-------	------	-------	-----	--------	--------	-------

6 BIONDI Stefano


OPEL SPEEDST

1)					33.501	1'43.324
2)					32.349	1'38.673
3)					32.282	1'40.133
4)					32.608	1'37.487
5)					31.891	1'38.129
6)					31.269	1'34.194
7)					32.026	1'35.075
8)					32.103	1'37.177
9)					31.465	1'33.696
10)					48.541	2'30.010
11)				17'16.699	19'07.197	
12)				52.271	1'55.229	
13)				31.404	1'35.546	
14)				30.898	1'32.650	
15)				30.928	1'33.136	
16)	3.387	(157.8)	58.653	30.827	1'32.867	
17)				34.296	32'36.180	
18)	3.560	(137.7)	1'03.606	32.509	1'39.675	
19)				31.881	1'37.608	
20)				32.035	1'34.707	
21)				32.022	1'37.387	
22)				31.245	1'33.532	
23)				30.806	1'32.769	

Open Pit Lane



ANALISI DEI TEMPI SESSIONE PROVE LIBERE



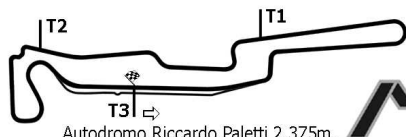
GIRO VEL-T VEL SETT.2 FINISH TEMPO GIRO VEL-T VEL SETT.2 FINISH TEMPO

10 ZANOTTI Roberto


HONDA S2000

1)					1'24.779
2)	3.390	(159.7)	53.345	27.146	1'23.881
3)	3.338	(161.4)	52.269	26.896	1'22.503
4)	3.325	(162.1)	53.863	26.855	1'24.043
5)	3.339	(161.6)	51.933	26.716	1'21.988
6)	3.347	(160.4)	52.294	26.593	1'22.234
7)	3.360	(160.2)	1'05.974	33.111	1'42.445
8)	4.442	(109.9)	12'14.100	27.878	12'46.420
9)	3.342	(160.9)	51.993	26.815	1'22.150
10)	3.339	(161.6)	52.876	26.579	1'22.794
11)	3.333	(161.4)	51.830	26.497	1'21.660
12)	3.344	(161.1)	51.888	26.541	1'21.773
13)	3.341	(160.9)	51.462	26.505	1'21.308
14)	3.350	(160.4)	1'05.883	31.129	1'40.362
15)	3.340	(161.1)	51.678	26.561	1'21.579
16)	3.339	(161.1)	52.305	26.722	1'22.366
17)	3.364	(160.0)	51.908	26.564	1'21.836
18)	3.344	(160.7)	51.493	26.317	1'21.154
19)	3.316	(154.2)	1'10.001	30.794	1'44.111
20)	5.161	(77.9)	12'24.599	31.756	13'01.516
21)	3.793	(132.8)	59.103	26.951	1'29.847
22)	3.349	(161.1)	51.507	26.371	1'21.227
23)	3.334	(161.1)	51.824	26.544	1'21.702
24)	3.338	(161.1)	55.404	29.049	1'27.791
25)	3.316	(161.4)	51.950	26.891	1'22.157
26)	3.333	(161.4)	51.729	26.327	1'21.389
27)	3.321	(161.9)	51.393	26.399	1'21.113
28)	3.364	(147.5)	28'18.004	28.312	28'49.680
29)	3.392	(159.2)	53.160	27.035	1'23.587
30)	3.354	(160.4)	53.917	26.788	1'24.059
31)	3.336	(161.1)	51.547	27.605	1'22.488
32)	3.418	(158.5)	52.691	26.502	1'22.611
33)	3.332	(160.9)	51.721	26.769	1'21.822
34)	3.333	(161.1)	51.832	26.480	1'21.645
35)	3.324	(161.6)	51.672	26.619	1'21.615
36)	3.361	(160.2)	51.594	26.403	1'21.358
37)	3.332	(153.6)	1'14.049	39.641	1'57.022

Open Pit Lane



ANALISI DEI TEMPI SESSIONE PROVE LIBERE



GIRO VEL-T VEL SETT.2 FINISH TEMPO

GIRO VEL-T VEL SETT.2 FINISH TEMPO

11 DALL'AGLIO Lorenzo

FIAT 500 ABA

1)					31.054	1'36.289
2)	3.783	(142.1)	1'00.630		30.895	1'35.308
3)	3.807	(141.5)	1'01.680		30.920	1'36.407
4)	3.784	(141.1)	1'01.808		30.620	1'36.212
5)	3.819	(135.3)	1'01.211		30.858	1'35.888
6)	3.782	(142.6)	1'00.957		31.248	1'35.987
7)	3.772	(142.4)	8'39.485		31.557	9'14.814
8)	3.855	(132.0)	1'01.559		31.143	1'36.557
9)	3.847	(140.0)	1'00.956		31.230	1'36.033
10)	3.817	(141.5)	1'00.905		30.564	1'35.286
11)	3.836	(140.4)	59.747		34.379	1'37.962

Open Pit Lane



Autodromo Riccardo Paletti 2.375m.

ANALISI DEI TEMPI SESSIONE PROVE LIBERE



Autodromo Riccardo Paletti 2.375m.

GIRO VEL-T VEL SETT.2 FINISH TEMPO

GIRO VEL-T VEL SETT.2 FINISH TEMPO

12 JACOBONI Lorenzo

FERRARI 360

1)				30.503	1'30.651
2)	3.099	(173.6)	56.190	29.882	1'29.171
3)	3.031	(179.1)	56.006	29.456	1'28.493
4)	3.059	(171.1)	54.661	29.613	1'27.333
5)	3.035	(179.1)	56.936	29.474	1'29.445
6)	3.054	(170.8)	54.405	29.246	1'26.705
7)	3.024	(176.7)	54.911	29.082	1'27.017
8)	3.044	(175.0)	54.812	29.999	1'27.855
9)	3.136	(174.7)	1'06.377	32.315	1'41.828
10)	4.126	(119.2)	7'24.512	30.113	7'58.751
11)	3.171	(168.7)	55.342	29.946	1'28.459

Open Pit Lane



Autodromo Riccardo Paletti 2.375m.

Autodromo Riccardo Paletti 2.375m.

ANALISI DEI TEMPI SESSIONE PROVE LIBERE

GIRO VEL-T VEL SETT.2 FINISH TEMPO

GIRO VEL-T VEL SETT.2 FINISH TEMPO