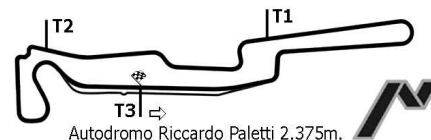



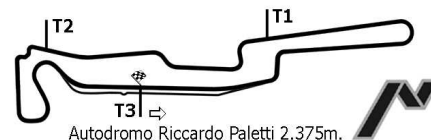

OPEN PIT LANE 24/08/2009 MATTINA



ANALISI DEI TEMPI SESSIONE DI PROVA

GIRO	VEL	SETT.1	SETT.2	FINISH	TEMPO	GIRO	VEL	SETT.1	SETT.2	FINISH	TEMPO
7 MARCOLLA Gianni						56)		37.202	19.890	27.902	1'24.994
PORSCHÉ BOXT						57)		36.587	20.582	27.446	1'24.615
1)	17'30.469	21.864	30.505	1'30.017		58)		36.292	19.781	27.995	1'24.068
2)	38.028	21.212	28.704	1'27.944		59)		37.494	20.074	27.508	1'25.076
3)	36.718	20.527	28.116	1'25.361		60)		37.097	19.862	27.749	1'24.708
4)	36.451	20.369	27.794	1'24.614		61)		36.566	20.859	27.580	1'25.005
5)	36.055	19.845	27.889	1'23.789		62)		36.692	20.746	33.273	1'30.711 B
6)	36.430	20.399	33.469	1'30.298 B		63)		1'03.567	19.730	28.698	1'51.995
7)	3'43.703	20.160	27.482	4'31.345		64)		36.255	20.131	28.066	1'24.452
8)	36.760	20.891	27.575	1'25.226		65)		37.135	20.023	27.447	1'24.605
9)	35.905	19.800	27.532	1'23.237		66)		35.943	19.610	27.236	1'22.789
10)	40.469	19.869	27.108	1'27.446		67)		40.966	19.597	27.867	1'28.430
11)	35.918	20.423	28.054	1'24.395		68)		37.272	19.816	27.528	1'24.616
12)	43.271	25.206	33.598	1'42.075 B		69)		36.363	19.688	27.125	1'23.176
13)	16'40.542	20.266	27.408	17'28.216		70)		35.605	19.434	27.865	1'22.904
14)	35.967	19.305	26.742	1'22.014		71)		37.389	20.197	27.419	1'25.005
15)	36.698	19.374	30.582	1'26.654		72)		35.764	19.223	27.595	1'22.582
16)	36.167	19.367	27.198	1'22.732		73)		39.415	20.844	36.781	1'37.040 B
17)	36.205	19.645	26.998	1'22.848		74)		2'40.802	19.500	27.399	3'27.701
18)	36.072	20.584	32.089	1'28.745		75)		37.321	19.937	29.369	1'26.627
19)	35.995	19.621	27.086	1'22.702		76)		37.327	19.505	27.567	1'24.399
20)	35.563	19.312	26.960	1'21.835		77)		36.109	19.467	34.388	1'29.964
21)	35.304	19.552	37.170	1'32.026 B							
22)	5'36.696	22.324	28.451	6'27.471							
23)	37.244	19.824	28.091	1'25.159							
24)	36.208	19.455	27.711	1'23.374							
25)	36.441	19.221	27.688	1'23.350							
26)	35.976	19.407	27.055	1'22.438							
27)	36.791	19.613	27.110	1'23.514							
28)	36.297	19.687	27.983	1'23.967							
29)	38.697	19.684	27.900	1'26.281							
30)	35.938	20.191	27.188	1'23.317							
31)	36.625	19.589	27.141	1'23.355							
32)	35.746	20.793	29.253	1'25.792							
33)	35.817	20.982	27.100	1'23.899							
34)	36.115	20.078	27.362	1'23.555							
35)	36.050	19.693	26.556	1'22.299							
36)	35.856	20.607	27.011	1'23.474							
37)	38.483	24.584	36.306	1'39.373 B							
38)	15'15.799	20.135	27.861	16'03.795							
39)	36.337	19.375	31.941	1'27.653							
40)	36.695	19.516	27.780	1'23.991							
41)	39.507	19.684	27.460	1'26.651							
42)	37.024	19.390	27.500	1'23.914							
43)	35.679	19.666	27.903	1'23.248							
44)	36.060	19.767	28.241	1'24.068							
45)	36.111	19.075	27.213	1'22.399							
46)	35.313	19.999	27.966	1'23.278							
47)	35.861	19.562	27.123	1'22.546							
48)	36.114	19.705	27.570	1'23.389							
49)	35.835	19.579	32.698	1'28.112 B							
50)	37'33.612	20.577	27.998	38'22.187							
51)	36.573	19.956	27.848	1'24.377							
52)	37.328	20.253	27.491	1'25.072							
53)	36.496	19.756	27.193	1'23.445							
54)	35.906	19.614	27.121	1'22.641							
55)	37.555	19.602	27.371	1'24.528							

OPEN PIT LANE 24/08/2009 MATTINA



ANALISI DEI TEMPI SESSIONE DI PROVA

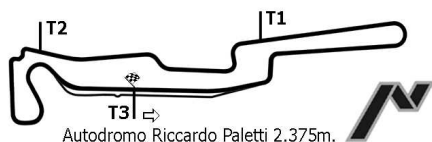
GIRO VEL SETT.1 SETT.2 FINISH TEMPO GIRO VEL SETT.1 SETT.2 FINISH TEMPO

8 TAGLIAVINI Jacopo


LOTUS ELISE

1)		2'23.425	22.504	29.833	1'31.775
2)	(147.9)	38.842	21.668	29.303	1'29.813
3)	(147.5)	38.290	21.585	28.849	1'28.724
4)	(147.1)	50.707	27.374	33.107	1'51.188
5)	(150.6)	37.898	21.835	30.154	1'29.887
6)	(150.4)	37.568	20.880	28.712	1'27.160
7)	(127.9)	49.491	28.008	41.377	1'58.876 B
8)		18'07.154	25.128	31.429	19'03.711
9)	(150.6)	37.764	21.119	28.189	1'27.072
10)	(149.7)	44.263	26.509	31.575	1'42.347
11)	(149.1)	37.542	20.820	27.854	1'26.216
12)	(144.0)	22'35.732	23.526	30.947	23'30.205
13)	(147.9)	38.075	20.894	27.892	1'26.861
14)	(117.3)	40.791	23.761	29.294	1'33.846
15)	(150.4)	37.212	20.740	27.443	1'25.395
16)	(151.2)	36.945	21.015	31.683	1'29.643
17)	(96.0)	33'08.809	24.340	34.376	34'07.525
18)	(146.1)	37.955	21.057	27.960	1'26.972
19)	(150.8)	37.054	21.840	27.949	1'26.843
20)	(150.4)	36.708	20.496	27.360	1'24.564
21)	(134.1)	47.311	27.435	33.426	1'48.172
22)	(151.4)	37.886	21.277	28.061	1'27.224
23)	(151.0)	37.439	21.432	28.999	1'27.870
24)	(149.3)	37.852	21.019	28.102	1'26.973
25)	(149.3)	37.286	20.602	28.164	1'26.052
26)	(127.9)	41'52.695	26.195	31.359	42'50.249
27)	(147.5)	37.817	21.153	29.036	1'28.006
28)	(149.1)	37.294	21.480	28.774	1'27.548
29)	(146.5)	37.738	20.735	28.209	1'26.682
30)	(150.0)	37.882	20.779	27.947	1'26.608
31)	(151.0)	39.054	27.244	33.207	1'39.505
32)	(149.3)	37.455	20.973	27.942	1'26.370
33)	(151.2)	36.776	20.469	27.368	1'24.613
34)	(131.3)	27'54.622	23.819	30.098	28'48.539
35)	(148.9)	38.500	23.134	29.233	1'30.867
36)	(148.9)	37.486	20.893	28.208	1'26.587
37)	(149.3)	36.950	20.149	27.330	1'24.429
38)	(135.8)	45.586	25.968	31.723	1'43.277

OPEN PIT LANE 24/08/2009
MATTINA



ANALISI DEI TEMPI SESSIONE DI PROVA




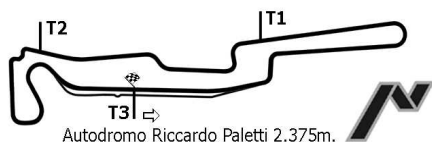
GIRO VEL SETT.1 SETT.2 FINISH TEMPO GIRO VEL SETT.1 SETT.2 FINISH TEMPO

9 CASTELLI Fortunato

MASERATI COU

1)	(130.4)	31'48.385	24.135	30.572	1'36.391
2)		39.941	22.990	29.626	1'32.557
3)	(160.9)	39.540	25.222	30.533	1'35.295
4)	(155.3)	44.430	29.651	34.660	1'48.741
5)	(113.6)	48.007	25.280	31.206	1'44.493
6)	(167.4)	38.137	22.126	28.764	1'29.027
7)	(164.1)	44.842	29.864	37.365	1'52.071
8)	(153.4)	29'29.301	23.574	29.666	30'22.541
9)	(167.7)	37.918	21.740	29.091	1'28.749
10)	(163.3)	38.317	22.615	28.664	1'29.596
11)	(165.1)	37.886	21.869	28.784	1'28.539
12)	(159.7)	38.496	21.606	28.514	1'28.616
13)	(166.9)	51.623			2'07.121
14)	(154.7)	39.326	21.458	28.625	1'29.409
15)	(165.8)	37.497	21.172	28.121	1'26.790
16)	(169.2)	38'41.499	21.450	28.332	39'31.281
17)	(166.1)	37.385	21.361	27.991	1'26.737
18)	(159.2)	37.489	21.275	28.580	1'27.344
19)	(152.1)	44.133	26.847	34.165	1'45.145

OPEN PIT LANE 24/08/2009 MATTINA




ANALISI DEI TEMPI SESSIONE DI PROVA

GIRO VEL SETT.1 SETT.2 FINISH TEMPO GIRO VEL SETT.1 SETT.2 FINISH TEMPO

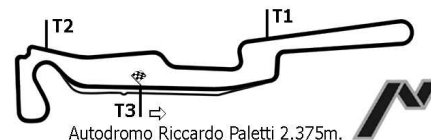
10 MARMIROLI Domenico
OPEL GT

1)	56'18.015	21.338	28.682	1'31.227
2)	38.054			1'26.001
3)	7'43.321	20.558	27.833	8'31.712
4)	(162.1) 12'37.228	19.942	27.259	13'24.429
5)	37.103	22.095	27.602	1'26.800
6)	36.745	21.024	26.931	1'24.700
7)	(122.7) 45.024	26.866	30.725	1'42.615
8)	(95.5) 45.590	21.967	27.889	1'35.446
9)	38.456	20.679	27.893	1'27.028
10)	36.562	19.237	26.810	1'22.609
11)	39.382	19.552	26.884	1'25.818
12)	43.777			1'43.446
13)	5'21.906	20.091	26.912	6'08.909
14)	36.125	19.171	26.876	1'22.172
15)	36.132	19.415	27.022	1'22.569
16)	43.437			1'45.903
17)	10'49.815	20.051	27.084	11'36.950
18)	36.729	19.477	26.880	1'23.086
19)	(156.0) 36.775	20.046	26.882	1'23.703
20)	48'10.409	20.537	27.837	48'58.783
21)	(158.1) 36.557	19.041	26.609	1'22.207
22)	36.346	19.102	26.923	1'22.371
23)	(158.5) 36.542	19.024	27.241	1'22.807
24)	(151.2) 42.975			1'41.385
25)	44.411	21.029	29.069	1'34.509
26)	36.657	19.214	26.977	1'22.848
27)	(127.3) 42.584	27.160	30.332	1'40.076

OPEN PIT LANE 24/08/2009 MATTINA



ANALISI DEI TEMPI SESSIONE DI PROVA




GIRO VEL SETT.1 SETT.2 FINISH TEMPO GIRO VEL SETT.1 SETT.2 FINISH TEMPO

11 FRAZZA Tiziano


FERRARI F430

1)	(186.5)	32'12.405	18.205	25.933	1'18.323
2)	(196.3)	34.073	18.743	24.817	1'17.633
3)	(193.2)	36.958	18.362	25.297	1'20.617
4)	(195.6)	35.210	23.618	42.227	1'41.055 B
5)		7'57.635	20.023	25.994	8'43.652
6)	(177.6)	33.713	18.936	25.589	1'18.238
7)	(176.7)	34.416	18.651	25.922	1'18.989
8)	(188.4)	33.688	18.603	26.165	1'18.456
9)	(141.5)	11'05.285	18.417	24.722	11'48.424
10)	(188.4)	33.469	18.180	25.398	1'17.047
11)	(192.1)	32.828	20.778	25.843	1'19.449
12)	(180.0)	18'24.383	18.993	25.375	19'08.751
13)	(188.1)	33.417	18.008	25.086	1'16.511
14)	(186.8)	33.865	18.281	25.349	1'17.495
15)	(189.1)	32.919	18.189	25.159	1'16.267
16)	(191.4)	32.980	18.160	24.627	1'15.767
17)	(193.8)	32.781	18.184	25.147	1'16.112
18)	(190.1)	32.611	18.568	25.431	1'16.610
19)	(183.3)	35.016	25.040	32.948	1'33.004

OPEN PIT LANE 24/08/2009 MATTINA



ANALISI DEI TEMPI SESSIONE DI PROVA



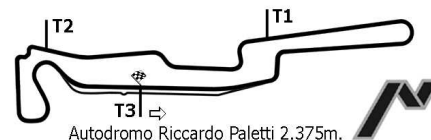

GIRO VEL SETT.1 SETT.2 FINISH TEMPO GIRO VEL SETT.1 SETT.2 FINISH TEMPO

12 MAGISTRO Giuseppe

HONDA S2000

1)		47'57.294	23.140	30.557	1'34.412
2)	(146.5)	39.976	22.886	30.419	1'33.281
3)	(151.6)	39.513	22.209	30.222	1'31.944
4)	(155.6)	38.920	21.945	29.525	1'30.390
5)	(156.9)	38.294	21.783	29.531	1'29.608
6)	(152.5)	38.388	21.326	29.359	1'29.073
7)	(155.3)	38.483	28.111	43.804	1'50.398 B
8)		3'56.180	22.367	31.699	4'50.246
9)	(156.2)	38.382	21.387	29.144	1'28.913
10)	(157.6)	37.693	21.459	28.842	1'27.994
11)	(158.1)	37.355	21.075	29.074	1'27.504
12)	(155.6)	12'54.146	21.646	29.299	13'45.091
13)	(156.5)	38.155	20.902	28.951	1'28.008
14)	(154.0)	3'33.749	21.749	28.837	4'24.335
15)	(156.9)	38.018	21.755	29.147	1'28.920
16)	(157.4)	38.461	22.313	29.619	1'30.393
17)	(154.7)	38.331	21.396	29.039	1'28.766
18)	(158.3)	38.974	21.999	29.233	1'30.206
19)	(159.0)	37.821	21.271	30.700	1'29.792
20)	(153.6)	00'41.267	23.890	31.111	:01'36.268
21)	(154.2)	39.554	22.352	29.842	1'31.748
22)	(155.8)	38.084	21.781	29.361	1'29.226
23)	(154.9)	38.153	21.593	29.086	1'28.832
24)	(156.9)	38.219	21.703	29.292	1'29.214
25)	(156.2)	37.968	21.566	28.983	1'28.517
26)	(155.8)	37.661	21.411	28.651	1'27.723
27)	(144.5)	51.975	26.645	32.863	1'51.483
28)	(152.9)	38.216	21.756	30.359	1'30.331
29)	(154.7)	37.892	20.998	28.707	1'27.597
30)	(154.0)	37.864	20.834	28.443	1'27.141

OPEN PIT LANE 24/08/2009 MATTINA



ANALISI DEI TEMPI SESSIONE DI PROVA

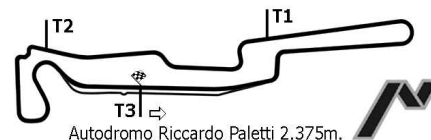

GIRO VEL SETT.1 SETT.2 FINISH TEMPO GIRO VEL SETT.1 SETT.2 FINISH TEMPO

13 ZANOTTI Roberto

HONDA S2000

1)		43'25.795	20.172	27.670	1'25.054
2)	(155.8)	37.409	19.926	27.357	1'24.692
3)		37.345	20.116	27.420	1'24.881
4)		37.003	19.665	27.230	1'23.898
5)		37.206	20.550	28.322	1'26.078
6)	(154.9)	37.585	19.775	27.483	1'24.843
7)		37.252	20.133	27.733	1'25.118
8)	(139.8)	49.481	27.338	45.742	2'02.561 B
9)		4'41.429	20.129	27.706	5'29.264
10)	(158.1)	37.443	19.755	27.225	1'24.423
11)	(159.2)	37.191	19.832	28.469	1'25.492
12)		37.077	19.707	27.740	1'24.524
13)		37.215	19.854	27.303	1'24.372
14)	(156.9)	37.032	20.182	27.820	1'25.034
15)		12'46.395	20.239	27.340	13'33.974
16)		36.983	19.894	27.419	1'24.296
17)		37.187	19.739	27.507	1'24.433
18)	(158.5)	36.986	19.970	29.069	1'26.025
19)	(159.7)	37.549	19.754	27.562	1'24.865
20)		37.180	21.196	28.112	1'26.488
21)		46.343	19.971	27.777	1'34.091
22)		36.957	19.874	27.481	1'24.312
23)		37.130	20.028	27.324	1'24.482
24)	(159.2)	36.703	19.861	27.285	1'23.849
25)		48.736	28.830	33.737	1'51.303
26)	(160.7)	19'00.704	21.306	27.945	19'49.955
27)		37.042	19.992	27.674	1'24.708
28)		36.799	19.783	27.504	1'24.086
29)		37.231	19.858	27.733	1'24.822
30)	(157.4)	37.217	20.038	28.108	1'25.363
31)		37.168	19.781	27.520	1'24.469

OPEN PIT LANE 24/08/2009 MATTINA



ANALISI DEI TEMPI SESSIONE DI PROVA

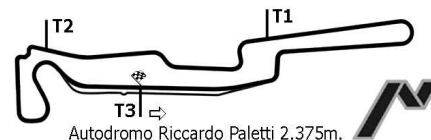

GIRO VEL SETT.1 SETT.2 FINISH TEMPO GIRO VEL SETT.1 SETT.2 FINISH TEMPO

14 CANDELA Daniele

OPEL GT

1)				28.859	1'26.664
2)				28.604	1'26.364
3)	13'39.362	21.104	30.184	14'30.650	
4)	(158.8)	44.937	20.774	28.589	1'34.300
5)	(155.6)	37.647	20.668	29.669	1'27.984
6)	(154.7)	39.531	21.030	28.578	1'29.139
7)	(155.3)	39.678	22.002	28.530	1'30.210
8)	(152.1)	37.852	21.080	34.715	1'33.647
9)	(95.8)	53.115	27.566	32.685	1'53.366
10)	(157.4)	37.926	20.757	29.410	1'28.093
11)	(142.1)	38.658	20.787	31.750	1'31.195
12)	(99.7)	17'11.156	22.333	29.840	18'03.329
13)	(153.6)	38.277	22.306	29.588	1'30.171
14)	(143.4)	39.394	20.974	29.496	1'29.864
15)	(139.8)	38.600	21.440	29.625	1'29.665
16)	(146.1)	41.390	22.087	37.749	1'41.226
17)	(106.0)	48'34.849	20.623	28.969	49'24.441
18)	(156.0)	38.613	20.727	28.949	1'28.289
19)	(155.6)	37.600	20.696	28.509	1'26.805
20)	(155.3)	37.706	20.822	28.938	1'27.466
21)	(150.6)	38.556	20.412	28.991	1'27.959
22)	(151.6)	37.788	20.788	30.086	1'28.662
23)	(112.5)	45.247	25.962	34.257	1'45.466
24)	(99.8)	49.876	22.685	29.179	1'41.740
25)	(150.4)	37.710	20.616	29.976	1'28.302
26)	(148.9)	38.398	20.541	28.907	1'27.846
27)	(151.4)	38.426	20.823	29.468	1'28.717
28)	(140.0)	53.072	27.110	37.423	1'57.605
29)	(96.1)	52.923	21.748	30.480	1'45.151
30)	(146.5)	38.583	20.524	30.642	1'29.749
31)	(155.3)	37.956	21.313	30.168	1'29.437
32)	(93.7)	53.951	26.536	35.484	1'55.971
33)	(100.5)	57.639	22.052	28.842	1'48.533
34)	(155.3)	48.520	20.720	29.811	1'39.051
35)	(135.3)	39.357	32.361	31.331	1'43.049
36)	(118.2)	46.900	23.266	29.759	1'39.925
37)	(150.6)	37.942	22.221	30.158	1'30.321
38)	(113.3)	47.864	26.380	30.611	1'44.855
39)	(145.7)	38.413	20.950	29.935	1'29.298
40)	(149.3)	38.361	21.081	29.434	1'28.876
41)	(151.8)	38.450	21.109	29.583	1'29.142

OPEN PIT LANE 24/08/2009 MATTINA



ANALISI DEI TEMPI SESSIONE DI PROVA


GIRO VEL SETT.1 SETT.2 FINISH TEMPO GIRO VEL SETT.1 SETT.2 FINISH TEMPO

15 VARA Mattia


MINI COOPER

1)	(111.6)	00'59.753	26.707	37.932	1'54.785
2)	(142.8)	42.552	23.200	31.277	1'37.029
3)	(156.7)	39.637	21.885	2'04.400	3'05.922
4)		10'49.845	31.560	39.080	12'00.485
5)	(148.1)	40.349	22.336	33.028	1'35.713
6)	(153.1)	39.015	21.758	30.101	1'30.874
7)	(154.5)	38.851	25.495	32.567	1'36.913
8)	(154.2)	39.061	24.386	30.799	1'34.246
9)	(150.4)	41.014	22.541	29.773	1'33.328
10)	(154.5)	39.744	23.118	31.276	1'34.138
11)	(144.0)	39.914	21.690	29.804	1'31.408
12)	(152.9)	38.889	21.455	30.016	1'30.360
13)	(138.8)	20'31.374	28.188	35.268	21'34.830
14)	(121.6)	46.945	25.641	33.745	1'46.331
15)	(140.9)	39.822	26.124	31.348	1'37.294
16)		39.750			1'32.774
17)	(152.3)	39.413	21.710	29.969	1'31.092
18)	(152.9)	44.706	24.646	32.662	1'42.014
19)	(154.0)	39.402	21.445	29.485	1'30.332
20)	(155.3)	51.956	22.679	31.003	1'45.638
21)	(153.6)	38.938	21.464	1'01.700	2'02.102
22)	(106.8)	21'39.850	22.614	30.196	22'32.660
23)	(154.7)	38.531	21.411	29.797	1'29.739
24)	(154.9)	37.943	20.813	29.207	1'27.963
25)	(156.5)	39.217	22.317	30.475	1'32.009
26)	(155.8)	38.451	21.204	29.672	1'29.327
27)	(156.9)	37.970	20.903	29.218	1'28.091
28)	(156.2)	37.557	21.267	29.854	1'28.678
29)	(154.2)	38.175	21.102	29.816	1'29.093
30)	(156.9)	38.152	21.043	30.066	1'29.261
31)	(144.3)	19'09.633	30.775	39.986	20'20.394
32)	(103.1)	52.050	24.611	32.655	1'49.316
33)	(153.8)	39.151	21.160	29.544	1'29.855
34)	(156.7)	38.103	20.654	29.677	1'28.434
35)	(154.2)	38.066	20.697	28.951	1'27.714
36)	(155.6)	38.107	21.123	30.013	1'29.243
37)	(129.4)	50.556	29.109	30.688	1'50.353
38)	(155.3)	37.986	20.960	29.042	1'27.988
39)	(154.7)	38.111	20.833	28.868	1'27.812
40)	(154.2)	37.852	20.655	28.684	1'27.191
41)	(155.1)	37.923	20.889	29.253	1'28.065
42)	(155.3)	38.323	25.478	34.286	1'38.087
43)	(158.1)	38.298	29.506	40.776	1'48.580

OPEN PIT LANE 24/08/2009 MATTINA



ANALISI DEI TEMPI SESSIONE DI PROVA




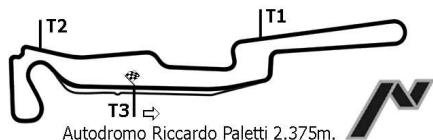
GIRO VEL SETT.1 SETT.2 FINISH TEMPO GIRO VEL SETT.1 SETT.2 FINISH TEMPO

16 FRETTI Manuel Pablo

LOTUS ELISE

1)		13'31.365	21.449	39.778	1'40.642
2)	(143.6)	39.423	36.536	33.075	1'49.034
3)	(133.8)	40.866	22.084	29.356	1'32.306
4)	(143.6)	39.316	21.950	29.145	1'30.411
5)	(138.8)	39.364	20.951	32.664	1'32.979
6)	(147.3)	2'46.576	21.758	29.140	3'37.474
7)	(146.1)	39.054	21.541	28.855	1'29.450
8)	(136.3)	22'58.687	24.196	35.101	23'57.984
9)	(107.4)	45.154	21.936	28.884	1'35.974
10)	(146.7)	39.174	21.509	28.707	1'29.390
11)	(145.9)	39.899	21.674	28.649	1'30.222
12)	(146.9)	38.497	21.392	28.992	1'28.881
13)	(144.9)	38.525	20.882	27.996	1'27.403
14)	(147.5)	37.868	20.627	28.210	1'26.705
15)	(131.5)	50.754	27.889	38.645	1'57.288
16)	(82.1)	33'30.276	22.845	29.936	34'23.057
17)	(140.8)	40.814	25.669	37.519	1'44.002
18)	(71.7)	1'06.367	35.226	31.811	2'13.404
19)	(147.1)	38.467	20.877	28.272	1'27.616
20)	(147.9)	38.323	21.153	28.810	1'28.286
21)	(147.1)	38.566	20.848	28.315	1'27.729
22)	(149.3)	38.161	20.806	28.078	1'27.045
23)	(147.7)	38.334	21.122	28.834	1'28.290
24)	(136.0)	54.712	38.433	45.433	2'18.578
25)	(69.9)	54.808	20.994	28.312	1'44.114
26)	(147.7)	38.186	20.703	28.474	1'27.363
27)	(146.5)	37.796	20.754	28.671	1'27.221

**OPEN PIT LANE 24/08/2009
MATTINA**



ANALISI DEI TEMPI SESSIONE DI PROVA

GIRO VEL SETT.1 SETT.2 FINISH TEMPO

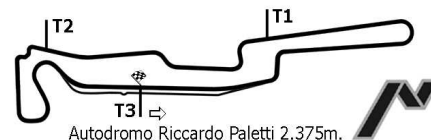

GIRO VEL SETT.1 SETT.2 FINISH TEMPO

18 BELLINI Fabio

OPEL GT

1)		01'02.469	24.661	33.042		1'35.812
2)	(163.6)	38.029	21.458	29.014		1'28.501
3)	(160.7)	38.189	25.770	30.545		1'34.504
4)	(128.8)	41.661	25.127	14'25.922		15'32.710
5)		50.417	21.442	30.581		1'42.440
6)	(159.5)	37.273	21.688	31.071		1'30.032
7)	(95.1)	49.951	26.114	28.994		1'45.059
8)	(160.0)	45.560	21.214	29.445		1'36.219

OPEN PIT LANE 24/08/2009 MATTINA



ANALISI DEI TEMPI SESSIONE DI PROVA


GIRO VEL SETT.1 SETT.2 FINISH TEMPO GIRO VEL SETT.1 SETT.2 FINISH TEMPO

19 BESANA Andrea

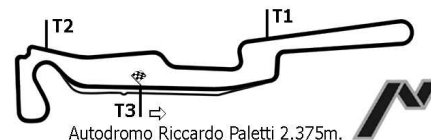
LOTUS EXIGE

1)	16'26.065	23.141	30.792	1'34.754
2)	40.069	22.918	31.323	1'34.310
3)	40.209	22.288	30.109	1'32.606
4)	39.329	25.340	32.227	1'36.896
5)	40.125	22.383	29.656	1'32.164
6)	39.316	22.169	30.998	1'32.483
7)	43.102	23.067	31.365	1'37.534
8)	39.302	22.055	29.672	1'31.029
9)	39.697	22.688	29.793	1'32.178
10)	39.843	21.543	29.541	1'30.927
11)	38.761	21.567	30.040	1'30.368
12)	38.849	22.781	29.575	1'31.205
13)	39.501	21.813	29.402	1'30.716
14)	38.556	21.647	29.086	1'29.289
15)	38.203	22.028	28.735	1'28.966
16)	6'38.175	21.512	29.301	7'28.988
17)	38.015	21.103	28.048	1'27.166
18)	37.506	20.851	29.882	1'28.239
19)	37.646	20.687	28.034	1'26.367
20)	37.247	20.484	27.989	1'25.720
21)	37.123	20.416	27.943	1'25.482
22)	37.308	20.835	28.301	1'26.444
23)	37.143	20.559	28.508	1'26.210
24)	37.065	20.471	27.858	1'25.394
25)	37.361	20.446	28.893	1'26.700
26)	38.340	20.688	28.250	1'27.278
27)	37.898	20.628	28.165	1'26.691
28)	37.571	21.411	28.401	1'27.383
29)	37.641	20.966	28.035	1'26.642
30)	37.786	20.783	28.884	1'27.453
31)	38.722	20.272	28.020	1'27.014
32)	30'38.596	21.974	31.241	31'31.811
33)	44.531	22.609	31.757	1'38.897
34)	42.271	22.511	29.572	1'34.354
35)	42.419	22.092	29.762	1'34.273
36)	42.241	22.167	29.047	1'33.455
37)	41.158	21.948	38.984	1'42.090
38)	42.387	22.556	29.938	1'34.881
39)	40.311	21.059	28.192	1'29.562
40)	40.836	20.447	30.663	1'31.946
41)	43.568	22.877	30.571	1'37.016
42)	41.583	21.573	29.248	1'32.404
43)	42.435	21.863	29.278	1'33.576
44)	41.143	21.918	28.599	1'31.660
45)	41.490	21.716	28.735	1'31.941

OPEN PIT LANE 24/08/2009 MATTINA



ANALISI DEI TEMPI SESSIONE DI PROVA




GIRO VEL SETT.1 SETT.2 FINISH TEMPO GIRO VEL SETT.1 SETT.2 FINISH TEMPO

20 DI LAURO Nicola


OPEL GT

1)	(117.0)	28'27.361				1'46.041
2)	(125.1)	44.418	24.465	32.512		1'41.395
3)	(124.1)	42.872	24.111	33.860		1'40.843
4)	(116.6)	44.716				1'47.030
5)	(130.1)	45.258				1'41.450
6)	(127.6)	42.800				1'39.282
7)	(130.7)	41.874				1'38.140
8)	(131.0)	42.359				1'37.747
9)	(132.5)	41.818				1'37.406
10)	(135.3)	41.062				1'35.897
11)	(140.6)	41.316				1'36.247
12)	(135.8)	41.194				1'36.365
13)	(136.8)	41.082				1'34.992
14)	(126.0)	56'42.251				57'39.228
15)	(135.5)	41.138				1'35.350
16)	(129.3)	41.740				1'35.729
17)	(133.4)	40.198				1'34.578
18)	(140.4)	40.577				1'36.137
19)	(134.8)	41.304				1'34.634
20)	(141.7)	40.453				1'33.869
21)	(134.4)	40.057				1'33.816
22)	(142.6)	40.320				1'34.728
23)	(131.8)	40.615				1'34.860
24)	(130.1)	42.100				1'35.928
25)	(132.1)	40.837				1'33.721
26)	(133.6)	40.284				1'34.751

OPEN PIT LANE 24/08/2009 MATTINA



ANALISI DEI TEMPI SESSIONE DI PROVA




GIRO VEL SETT.1 SETT.2 FINISH TEMPO GIRO VEL SETT.1 SETT.2 FINISH TEMPO

47 MANZOTTI Christian

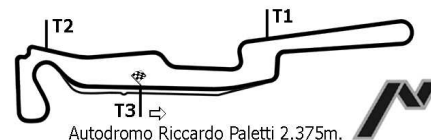
HONDA S2000

1)		8'38.019	21.834	28.026	1'29.984
2)	(157.4)	36.819	20.109	26.999	1'23.927
3)	(154.7)	42.337	26.253	35.921	1'44.511 B
4)		10'43.627	20.234	27.254	11'31.115
5)	(155.3)	36.280	19.708	26.809	1'22.797
6)	(156.9)	36.435	19.622	26.869	1'22.926
7)	(154.0)	36.247	25.902	30.716	1'32.865
8)	(158.3)	36.210	19.774	26.680	1'22.664
9)	(144.0)	43.373	25.637	33.330	1'42.340 B
10)		17'43.319	25.718	29.211	18'38.248
11)	(158.3)	36.276	19.603	26.935	1'22.814
12)	(159.2)	36.235	19.347	26.731	1'22.313
13)	(157.6)	35.936	19.234	26.752	1'21.922
14)	(156.7)	36.137	21.734	35.377	1'33.248 B
15)		38'23.223	26.392	29.421	39'19.036
16)	(158.1)	36.474	19.943	26.701	1'23.118
17)	(158.3)	36.088	19.549	27.241	1'22.878
18)	(157.4)	36.117	19.384	26.525	1'22.026
19)	(157.6)	36.029	19.558	26.683	1'22.270
20)	(157.4)	35.952	19.399	26.420	1'21.771
21)	(157.4)	46.241	26.341	32.199	1'44.781
22)		46.649	27.160	31.327	1'45.136
23)	(160.0)	36.179	19.341	26.651	1'22.171
24)	(157.4)	36.590	19.445	26.541	1'22.576
25)	(157.2)	36.279	19.564	26.645	1'22.488
26)	(155.8)	36.410	19.388	26.864	1'22.662
27)	(144.0)	43.287	23.661	35.377	1'42.325
28)	(98.9)	50.535	27.286	30.304	1'48.125
29)	(158.3)	35.996	19.234	26.715	1'21.945
30)	(157.4)	35.878	19.237	26.612	1'21.727
31)	(157.2)	36.042	19.498	26.411	1'21.951
32)	(157.2)	36.089	19.354	26.546	1'21.989
33)	(158.5)	35.891	19.403	27.330	1'22.624

OPEN PIT LANE 24/08/2009 MATTINA



ANALISI DEI TEMPI SESSIONE DI PROVA



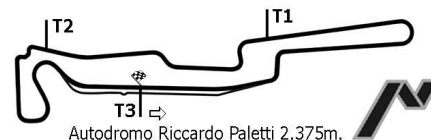

GIRO VEL SETT.1 SETT.2 FINISH TEMPO GIRO VEL SETT.1 SETT.2 FINISH TEMPO

48 CASTELLINI Andrea

MITSUBISHI L

1)				1'20.684
2)	35.332	18.536	25.996	1'19.864
3)	35.241	18.723	26.150	1'20.114
4)	47.563	29.077	38.920	1'55.560 B
5)	5'59.096	24.752	28.655	6'52.503
6)	35.287	18.975	26.232	1'20.494
7)	35.391	18.872	26.527	1'20.790
8)	34.904	21.081	44.429	1'40.414
9)	57.246	30.362	31.230	1'58.838
10)	35.395	18.895	26.351	1'20.641
11)	21'20.387	23.765	28.845	22'12.997
12)	35.571	19.171	26.564	1'21.306
13)	35.917	18.953	26.548	1'21.418
14)	36.066	18.921	26.541	1'21.528
15)	50.753	26.237	32.718	1'49.708
16)	35.662	18.901	26.651	1'21.214
17)	35.229	19.211	30.246	1'24.686
18)	04'45.177	23.010	35.011	:05'43.198
19)	37.644			1'30.698
20)	36.223	19.669	27.239	1'23.131
21)	36.617	19.848	27.604	1'24.069

OPEN PIT LANE 24/08/2009 MATTINA



ANALISI DEI TEMPI SESSIONE DI PROVA


GIRO VEL SETT.1 SETT.2 FINISH TEMPO GIRO VEL SETT.1 SETT.2 FINISH TEMPO

49 **ZAMBITO Angelo**

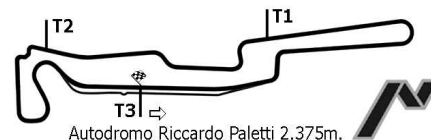
PORSCHE 911

1)				25.004	1'22.867
2)	(186.2)	33.118	18.424	25.262	1'16.804
3)	(185.2)	32.872	18.241	25.540	1'16.653
4)	(183.3)	33.165	18.531	30.034	1'21.730
5)	(89.5)	46.515	20.814	26.089	1'33.418
6)	(102.4)	7'26.358	31.719	36.816	8'34.893
7)	(90.1)	51.986	24.247	27.582	1'43.815
8)	(110.8)	39.547	18.919	25.857	1'24.323
9)	(185.5)	36.367	20.602	30.097	1'27.066
10)	(144.7)	34.673	18.248	24.756	1'17.677
11)	(187.1)	33.224	18.396	24.848	1'16.468
12)	(187.1)	33.096	17.807	25.209	1'16.112
13)	(177.9)	42.141	18.827	27.632	1'28.600
14)	(109.7)	54'46.484	25.371	30.950	55'42.805
15)	(79.2)	55.067	18.867	44.455	1'58.389
16)	(107.6)	36.915	18.020	24.716	1'19.651
17)	(183.9)	32.981	29.245	25.528	1'27.754
18)	(187.5)	33.154	18.641	24.885	1'16.680
19)	(187.1)	33.102	17.928	24.775	1'15.805
20)	(186.8)	33.251	18.315	25.835	1'17.401
21)	(186.2)	33.145	18.568	25.066	1'16.779
22)	(184.6)	32.886	18.484	25.190	1'16.560
23)	(160.9)	49.911	26.582	32.125	1'48.618
24)	(89.7)	31'57.326	20.912	26.706	32'44.944
25)	(183.3)	33.338	19.660	25.322	1'18.320
26)	(184.3)	33.247	18.405	25.382	1'17.034
27)	(187.1)	32.904	17.999	24.851	1'15.754
28)	(183.9)	33.139	18.241	24.991	1'16.371
29)	(183.0)	32.874	18.558	25.036	1'16.468
30)	(185.8)	2'03.750	18.198	25.163	2'47.111
31)	(183.0)	33.138	18.306	25.236	1'16.680
32)	(154.0)	45.003	19.775	25.641	1'30.419
33)	(186.5)	33.438	19.452	25.299	1'18.189
34)	(185.5)	33.250	18.223	25.486	1'16.959
35)	(149.7)	31'15.867	22.867	27.287	32'06.021
36)	(183.9)	37.130	18.648	25.218	1'20.996
37)	(186.2)	32.905	18.154	25.089	1'16.148
38)	(187.1)	32.927	18.408	25.272	1'16.607
39)	(186.8)	33.069	18.039	25.156	1'16.264
40)	(186.5)	33.437	18.304	25.403	1'17.144
41)	(187.8)	32.949	18.075	25.676	1'16.700
42)	(164.6)	47.012	25.752	26.250	1'39.014
43)	(185.5)	33.153	18.138	24.984	1'16.275
44)	(186.2)	53.001	24.759	30.104	1'47.864

OPEN PIT LANE 24/08/2009 MATTINA



ANALISI DEI TEMPI SESSIONE DI PROVA



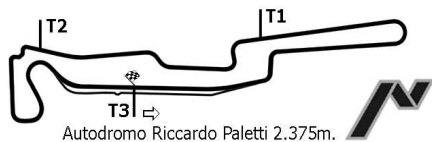
GIRO VEL SETT.1 SETT.2 FINISH TEMPO GIRO VEL SETT.1 SETT.2 FINISH TEMPO

87 MEDEA Fabrizio

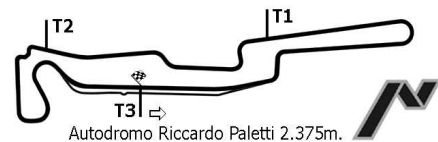
MAZDA MX-5

1)	(125.5)	2'20.968	23.556	30.942	1'38.333
2)	(126.7)	42.722	23.221	30.654	1'36.597
3)	(127.0)	54.892	33.486	38.952	2'07.330
4)	(126.7)	42.216	22.620	30.883	1'35.719
5)	(126.9)	15'24.192	30.215	37.730	16'32.137
6)	(124.4)	42.979	22.604	30.817	1'36.400
7)	(122.5)	4'03.396	31.602	34.579	5'09.577
8)	(127.0)	41.914	22.221	30.360	1'34.495
9)	(115.8)	14'45.678	31.610	37.347	15'54.635
10)	(125.0)	42.553	22.347	30.728	1'35.628
11)	(127.0)	42.099	22.141	30.589	1'34.829
12)	(110.4)	23'23.212	27.701	36.832	24'27.745
13)	(126.0)	42.485	23.401	36.804	1'42.690
14)	(126.0)	42.466	22.268	35.419	1'40.153
15)	(127.2)	41.627	22.244	30.442	1'34.313
16)	(122.8)	18'01.640	27.789	34.978	19'04.407
17)	(126.0)	42.111	22.286	30.610	1'35.007
18)	(125.7)	42.013	22.093	30.302	1'34.408
19)	(108.2)	11'11.662	30.171	35.831	12'17.664
20)	(125.8)	43.098	28.840	34.947	1'46.885
21)	(126.3)	18'27.623	34.251	40.952	19'42.826
22)	(123.0)	42.905	22.765	31.037	1'36.707
23)	(124.8)	42.185	22.461	30.575	1'35.221
24)	(127.0)	18'58.481	27.973	36.780	20'03.234
25)	(125.5)	42.138	22.145	30.442	1'34.725
26)	(127.3)	42.033	22.203	30.740	1'34.976
27)	(126.6)	42.326	22.125	31.125	1'35.576
28)	(89.9)	11'49.775	28.045	35.016	12'52.836
29)	(123.5)	42.239	22.375	30.442	1'35.056
30)	(126.0)	42.046	22.140	30.562	1'34.748
31)	(125.7)	42.276	22.259	30.618	1'35.153

**OPEN PIT LANE 24/08/2009
MATTINA**



ANALISI DEI TEMPI SESSIONE DI PROVA



GIRO VEL SETT.1 SETT.2 FINISH TEMPO

GIRO VEL SETT.1 SETT.2 FINISH TEMPO

Esposta ore:

IL D.S. CRONOMETRAGGIO : Rapi Andrea